

## **Tobacco Use - Current Cigarette Smokers, for the State of Hawaii, for State and County, for the Years 2000 - 2011**

*Note: Weighted numbers (#), percentages and 95% confidence intervals; n/r (Not Reportable) - Represents cell size restriction based on unweighted respondents; n/a (Not Available) - Not asked of a subset of respondents*

*The Leading Health Indicators were developed as part of the Healthy People 2010 initiative. The Leading Health Indicators (LHI) were selected to reflect the major public health concerns in the United States. Ten indicators were chosen based upon their ability to motivate action, the availability of data to measure their progress and their relevance as broad public health issues.*

*This report looks at Tobacco Use for youths and adults:*

*Youths in grades 6-12 who smoked cigarettes on one or more of the past 30 days. (Source: YTS)*

*Adults who have smoked at least 100 cigarettes in their lifetime and currently smoke some days or every day.. (Source: BRFSS)*

*Note: Youth data is not available at the county level.*

*If you reference or include this report in another document please use the following citation:*

*Hawaii Health Data Warehouse; Hawaii State Department of Health, Behavioral Risk Factor Surveillance System (BRFSS), State of Hawaii, Hawaii School Health Survey: Youth Tobacco Survey Module (YTS), (report title and years), Report Created: 03/04/2013*

*For documentation on other terms and coding in this report, please go to the following links*

[Click here to access BRFSS documentation](#)

[Click here to access YTS documentation](#)

[Click here to access DOH Race-Ethnicity coding](#)

[Click here to access The Hawai'i Data Guide](#)

[Click here to access Poverty Level Methodology](#)

**For questions about this report, please contact**

[profiles@hhdw.org](mailto:profiles@hhdw.org)

**(855) 946-5899 x15**

## Youths who Currently Smoke Cigarettes, for the State of Hawaii, for Students in Grades 6-12, by School Type, Trend by Year, for the Years 2000, 2003, 2005, 2007, 2009, 2011

*Note: Weighted numbers (#), percentages and 95% confidence intervals; Students in grades 6-12;  
n/r (Not Reportable) - Represents cell size restriction of unweighted respondents < 100; n/a (Not Available) - Not asked of a subset of respondents;  
2001 and 2003 data not available for High School students*

*Note: Current smoker refers to youths in grades 6-12 who smoked cigarettes on one or more of the past 30 days.*

### High School

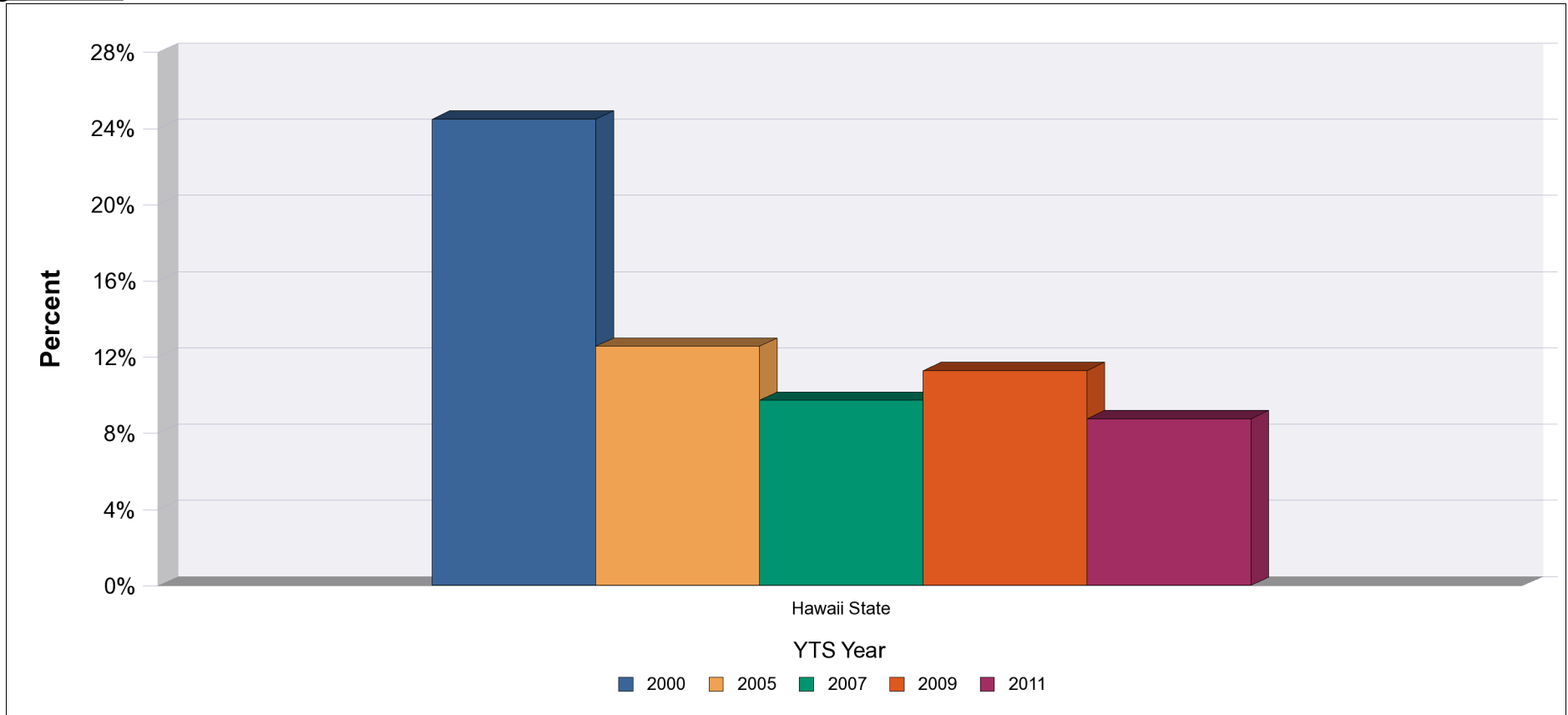
Year	Hawaii State		
	%	C.I.(95%)	#
2000	24.5	20.6 - 28.3	12,000
2005	12.6	10.8 - 14.4	9,900
2007	9.7	7.8 - 11.7	5,600
2009	11.3	8.7 - 13.8	5,500
2011	8.7	6.2 - 11.3	3,800

## Youths who Currently Smoke Cigarettes, for the State of Hawaii, for Students in Grades 6-12, by School Type, Trend by Year, for the Years 2000, 2003, 2005, 2007, 2009, 2011

*Note: Weighted numbers (#), percentages and 95% confidence intervals; Students in grades 6-12;  
n/r (Not Reportable) - Represents cell size restriction of unweighted respondents < 100; n/a (Not Available) - Not asked of a subset of respondents;  
2001 and 2003 data not available for High School students*

*Note: Current smoker refers to youths in grades 6-12 who smoked cigarettes on one or more of the past 30 days.*

### High School



## Youths who Currently Smoke Cigarettes, for the State of Hawaii, for Students in Grades 6-12, by School Type, Trend by Year, for the Years 2000, 2003, 2005, 2007, 2009, 2011

*Note: Weighted numbers (#), percentages and 95% confidence intervals; Students in grades 6-12;  
n/r (Not Reportable) - Represents cell size restriction of unweighted respondents < 100; n/a (Not Available) - Not asked of a subset of respondents;  
2001 and 2003 data not available for High School students*

*Note: Current smoker refers to youths in grades 6-12 who smoked cigarettes on one or more of the past 30 days.*

### **Middle School**

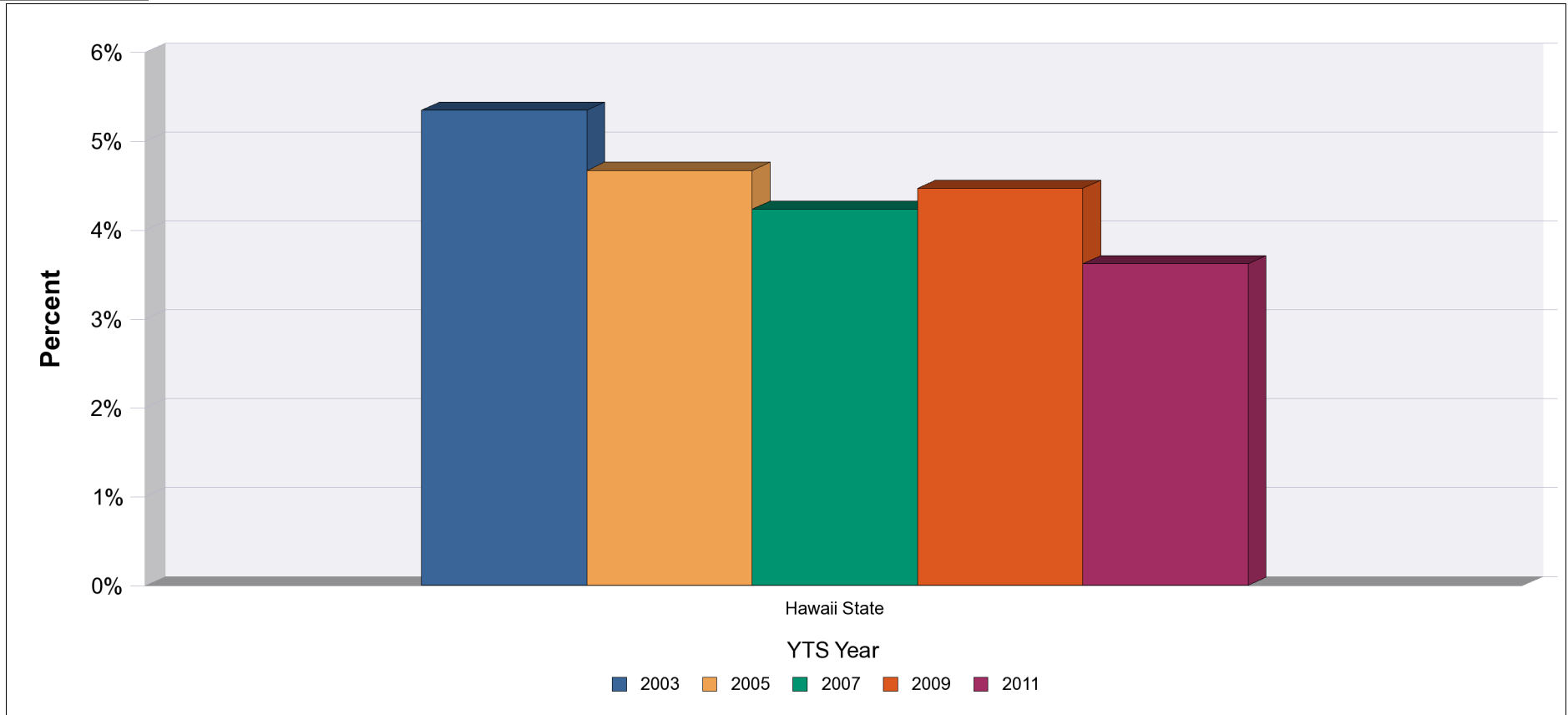
Year	Hawaii State		
	%	C.I.(95%)	#
2003	5.3	4.8 - 5.9	2,200
2005	4.7	3.0 - 6.3	2,000
2007	4.2	2.6 - 5.8	1,700
2009	4.5	3.1 - 5.8	1,300
2011	3.6	2.1 - 5.1	900

## Youths who Currently Smoke Cigarettes, for the State of Hawaii, for Students in Grades 6-12, by School Type, Trend by Year, for the Years 2000, 2003, 2005, 2007, 2009, 2011

*Note: Weighted numbers (#), percentages and 95% confidence intervals; Students in grades 6-12;  
n/r (Not Reportable) - Represents cell size restriction of unweighted respondents < 100; n/a (Not Available) - Not asked of a subset of respondents;  
2001 and 2003 data not available for High School students*

*Note: Current smoker refers to youths in grades 6-12 who smoked cigarettes on one or more of the past 30 days.*

### Middle School



## Youths who Currently Smoke Cigarettes, for the State of Hawaii, for Students in Grades 6-12, by School Type, by Gender, DOH Race-Ethnicity, Grade Level, for the Years 2005, 2007, 2009, 2011

*Note: Weighted numbers (#), percentages and 95% confidence intervals; Students in grades 6-12;  
n/r (Not Reportable) - Represents cell size restriction of unweighted respondents < 100; n/a (Not Available) - Not asked of a subset of respondents;  
2001 and 2003 data not available for High School students*

*Note: Current smoker refers to youths in grades 6-12 who smoked cigarettes on one or more of the past 30 days.*

### High School

**Year: 2011**

State	Hawaii State		
	%	C.I. (95%)	#
Hawaii State	8.7	6.2 - 11.3	3,800

Grade Level	Hawaii State		
	%	C.I. (95%)	#
9th Grade	4.1	1.7 - 6.5	500
10th Grade	9.4	5.1 - 13.6	1,000
11th Grade	10.2	3.6 - 16.8	1,000
12th Grade	12.7	7.9 - 17.4	1,200

## Youths who Currently Smoke Cigarettes, for the State of Hawaii, for Students in Grades 6-12, by School Type, by Gender, DOH Race-Ethnicity, Grade Level, for the Years 2005, 2007, 2009, 2011

*Note: Weighted numbers (#), percentages and 95% confidence intervals; Students in grades 6-12;  
n/r (Not Reportable) - Represents cell size restriction of unweighted respondents < 100; n/a (Not Available) - Not asked of a subset of respondents;  
2001 and 2003 data not available for High School students*

*Note: Current smoker refers to youths in grades 6-12 who smoked cigarettes on one or more of the past 30 days.*

### High School

**Year: 2011**

Gender	Hawaii State		
	%	C.I. (95%)	#
Male	8.0	5.0 - 11.0	1,700
Female	9.6	6.5 - 12.6	2,100

## Youths who Currently Smoke Cigarettes, for the State of Hawaii, for Students in Grades 6-12, by School Type, by Gender, DOH Race-Ethnicity, Grade Level, for the Years 2005, 2007, 2009, 2011

*Note: Weighted numbers (#), percentages and 95% confidence intervals; Students in grades 6-12;  
n/r (Not Reportable) - Represents cell size restriction of unweighted respondents < 100; n/a (Not Available) - Not asked of a subset of respondents;  
2001 and 2003 data not available for High School students*

*Note: Current smoker refers to youths in grades 6-12 who smoked cigarettes on one or more of the past 30 days.*

### High School

**Year: 2011**

DOH Race-Ethnicity	Hawaii State		
	%	C.I. (95%)	#
Caucasian	9.8	4.1 - 15.5	500
Native Hawaiian	15.3	8.9 - 21.7	1,100
Chinese	2.1	0.0 - 5.3	<50
Filipino	6.6	3.6 - 9.7	900
Japanese	2.6	0.0 - 5.5	100
Black	0	0.0 - 2.2	0
Other Pacific Islander	15.1	4.2 - 25.9	500
Other	8.7	3.0 - 14.4	300



## Youths who Currently Smoke Cigarettes, for the State of Hawaii, for Students in Grades 6-12, by School Type, by Gender, DOH Race-Ethnicity, Grade Level, for the Years 2005, 2007, 2009, 2011

*Note: Weighted numbers (#), percentages and 95% confidence intervals; Students in grades 6-12;  
n/r (Not Reportable) - Represents cell size restriction of unweighted respondents < 100; n/a (Not Available) - Not asked of a subset of respondents;  
2001 and 2003 data not available for High School students*

*Note: Current smoker refers to youths in grades 6-12 who smoked cigarettes on one or more of the past 30 days.*

### High School

**Year: 2009**

State	Hawaii State		
	%	C.I. (95%)	#
Hawaii State	11.3	8.7 - 13.8	5,500

Grade Level	Hawaii State		
	%	C.I. (95%)	#
9th Grade	8.9	4.9 - 12.8	1,300
10th Grade	9.1	4.7 - 13.6	1,100
11th Grade	13.1	9.4 - 16.8	1,300
12th Grade	14.4	8.4 - 20.3	1,600

## Youths who Currently Smoke Cigarettes, for the State of Hawaii, for Students in Grades 6-12, by School Type, by Gender, DOH Race-Ethnicity, Grade Level, for the Years 2005, 2007, 2009, 2011

*Note: Weighted numbers (#), percentages and 95% confidence intervals; Students in grades 6-12;  
n/r (Not Reportable) - Represents cell size restriction of unweighted respondents < 100; n/a (Not Available) - Not asked of a subset of respondents;  
2001 and 2003 data not available for High School students*

*Note: Current smoker refers to youths in grades 6-12 who smoked cigarettes on one or more of the past 30 days.*

### High School

**Year: 2009**

Gender	Hawaii State		
	%	C.I. (95%)	#
Male	10.5	8.1 - 12.9	2,600
Female	11.9	8.1 - 15.7	2,800

## Youths who Currently Smoke Cigarettes, for the State of Hawaii, for Students in Grades 6-12, by School Type, by Gender, DOH Race-Ethnicity, Grade Level, for the Years 2005, 2007, 2009, 2011

*Note: Weighted numbers (#), percentages and 95% confidence intervals; Students in grades 6-12;  
n/r (Not Reportable) - Represents cell size restriction of unweighted respondents < 100; n/a (Not Available) - Not asked of a subset of respondents;  
2001 and 2003 data not available for High School students*

*Note: Current smoker refers to youths in grades 6-12 who smoked cigarettes on one or more of the past 30 days.*

### High School

**Year: 2009**

DOH Race-Ethnicity	Hawaii State		
	%	C.I. (95%)	#
Caucasian	13.8	7.3 - 20.2	800
Native Hawaiian	12.8	5.5 - 20.2	1,400
Chinese	9.9	3.2 - 16.6	300
Filipino	7.4	3.9 - 10.9	800
Japanese	8.8	4.5 - 13.1	600
Black	0	5.0 - 38.1	0
Other Pacific Islander	16.4	7.7 - 25.1	600
Other	11.1	6.3 - 15.9	400

## Youths who Currently Smoke Cigarettes, for the State of Hawaii, for Students in Grades 6-12, by School Type, by Gender, DOH Race-Ethnicity, Grade Level, for the Years 2005, 2007, 2009, 2011

*Note: Weighted numbers (#), percentages and 95% confidence intervals; Students in grades 6-12;  
n/r (Not Reportable) - Represents cell size restriction of unweighted respondents < 100; n/a (Not Available) - Not asked of a subset of respondents;  
2001 and 2003 data not available for High School students*

*Note: Current smoker refers to youths in grades 6-12 who smoked cigarettes on one or more of the past 30 days.*

### High School

**Year: 2007**

State	Hawaii State		
	%	C.I. (95%)	#
Hawaii State	9.7	7.8 - 11.7	5,600

Grade Level	Hawaii State		
	%	C.I. (95%)	#
9th Grade	7.0	3.6 - 10.4	1,200
10th Grade	8.8	5.0 - 12.7	1,200
11th Grade	10.6	7.0 - 14.2	1,500
12th Grade	13.4	9.2 - 17.6	1,600

## Youths who Currently Smoke Cigarettes, for the State of Hawaii, for Students in Grades 6-12, by School Type, by Gender, DOH Race-Ethnicity, Grade Level, for the Years 2005, 2007, 2009, 2011

*Note: Weighted numbers (#), percentages and 95% confidence intervals; Students in grades 6-12;  
n/r (Not Reportable) - Represents cell size restriction of unweighted respondents < 100; n/a (Not Available) - Not asked of a subset of respondents;  
2001 and 2003 data not available for High School students*

*Note: Current smoker refers to youths in grades 6-12 who smoked cigarettes on one or more of the past 30 days.*

### High School

**Year: 2007**

Gender	Hawaii State		
	%	C.I. (95%)	#
Male	9.5	7.1 - 11.8	2,800
Female	9.8	6.9 - 12.8	2,700

## Youths who Currently Smoke Cigarettes, for the State of Hawaii, for Students in Grades 6-12, by School Type, by Gender, DOH Race-Ethnicity, Grade Level, for the Years 2005, 2007, 2009, 2011

*Note: Weighted numbers (#), percentages and 95% confidence intervals; Students in grades 6-12;  
n/r (Not Reportable) - Represents cell size restriction of unweighted respondents < 100; n/a (Not Available) - Not asked of a subset of respondents;  
2001 and 2003 data not available for High School students*

*Note: Current smoker refers to youths in grades 6-12 who smoked cigarettes on one or more of the past 30 days.*

### High School

**Year: 2007**

DOH Race-Ethnicity	Hawaii State		
	%	C.I. (95%)	#
Caucasian	10.6	5.0 - 16.3	700
Native Hawaiian	10.8	4.4 - 17.2	1,100
Chinese	0	0.0 - 33.8	0
Filipino	7.6	4.7 - 10.5	1,200
Japanese	3.1	0.8 - 5.3	300
Black	0	n/r	0
Other Pacific Islander	13.9	4.6 - 23.2	700
Other	14.3	6.3 - 22.3	800

## Youths who Currently Smoke Cigarettes, for the State of Hawaii, for Students in Grades 6-12, by School Type, by Gender, DOH Race-Ethnicity, Grade Level, for the Years 2005, 2007, 2009, 2011

*Note: Weighted numbers (#), percentages and 95% confidence intervals; Students in grades 6-12;  
n/r (Not Reportable) - Represents cell size restriction of unweighted respondents < 100; n/a (Not Available) - Not asked of a subset of respondents;  
2001 and 2003 data not available for High School students*

*Note: Current smoker refers to youths in grades 6-12 who smoked cigarettes on one or more of the past 30 days.*

### High School

**Year: 2005**

State	Hawaii State		
	%	C.I. (95%)	#
Hawaii State	12.6	10.8 - 14.4	9,900

Grade Level	Hawaii State		
	%	C.I. (95%)	#
9th Grade	10.5	6.7 - 14.4	2,500
10th Grade	10.6	5.9 - 15.2	2,000
11th Grade	13.1	9.9 - 16.3	2,400
12th Grade	16.2	10.1 - 22.2	2,800

## Youths who Currently Smoke Cigarettes, for the State of Hawaii, for Students in Grades 6-12, by School Type, by Gender, DOH Race-Ethnicity, Grade Level, for the Years 2005, 2007, 2009, 2011

*Note: Weighted numbers (#), percentages and 95% confidence intervals; Students in grades 6-12;  
n/r (Not Reportable) - Represents cell size restriction of unweighted respondents < 100; n/a (Not Available) - Not asked of a subset of respondents;  
2001 and 2003 data not available for High School students*

*Note: Current smoker refers to youths in grades 6-12 who smoked cigarettes on one or more of the past 30 days.*

### High School

**Year: 2005**

Gender	Hawaii State		
	%	C.I. (95%)	#
Male	10.9	8.0 - 13.8	4,400
Female	14.2	10.8 - 17.7	5,500



## Youths who Currently Smoke Cigarettes, for the State of Hawaii, for Students in Grades 6-12, by School Type, by Gender, DOH Race-Ethnicity, Grade Level, for the Years 2005, 2007, 2009, 2011

*Note: Weighted numbers (#), percentages and 95% confidence intervals; Students in grades 6-12;  
n/r (Not Reportable) - Represents cell size restriction of unweighted respondents < 100; n/a (Not Available) - Not asked of a subset of respondents;  
2001 and 2003 data not available for High School students*

*Note: Current smoker refers to youths in grades 6-12 who smoked cigarettes on one or more of the past 30 days.*

### High School

**Year: 2005**

DOH Race-Ethnicity	Hawaii State		
	%	C.I. (95%)	#
Caucasian	13.9	4.9 - 23.0	1,700
Native Hawaiian	13.4	9.4 - 17.5	2,100
Chinese	4.4	0.9 - 8.0	200
Filipino	14.1	10.3 - 17.9	2,600
Japanese	7.9	4.2 - 11.6	900
Black	0	0.6 - 16.5	0
Other Pacific Islander	12.4	4.1 - 20.7	600
Other	19.2	13.4 - 25.0	1,000

## Youths who Currently Smoke Cigarettes, for the State of Hawaii, for Students in Grades 6-12, by School Type, by Gender, DOH Race-Ethnicity, Grade Level, for the Years 2005, 2007, 2009, 2011

*Note: Weighted numbers (#), percentages and 95% confidence intervals; Students in grades 6-12;  
n/r (Not Reportable) - Represents cell size restriction of unweighted respondents < 100; n/a (Not Available) - Not asked of a subset of respondents;  
2001 and 2003 data not available for High School students*

*Note: Current smoker refers to youths in grades 6-12 who smoked cigarettes on one or more of the past 30 days.*

### Middle School

**Year: 2011**

State	Hawaii State		
	%	C.I. (95%)	#
Hawaii State	3.6	2.1 - 5.1	900

Grade Level	Hawaii State		
	%	C.I. (95%)	#
6th Grade	3.3	0.4 - 6.3	200
7th Grade	3.0	1.0 - 5.1	300
8th Grade	4.4	2.7 - 6.1	400

## Youths who Currently Smoke Cigarettes, for the State of Hawaii, for Students in Grades 6-12, by School Type, by Gender, DOH Race-Ethnicity, Grade Level, for the Years 2005, 2007, 2009, 2011

*Note: Weighted numbers (#), percentages and 95% confidence intervals; Students in grades 6-12;  
n/r (Not Reportable) - Represents cell size restriction of unweighted respondents < 100; n/a (Not Available) - Not asked of a subset of respondents;  
2001 and 2003 data not available for High School students*

*Note: Current smoker refers to youths in grades 6-12 who smoked cigarettes on one or more of the past 30 days.*

### Middle School

**Year: 2011**

Gender	Hawaii State		
	%	C.I. (95%)	#
Male	3.5	1.8 - 5.2	500
Female	3.8	2.0 - 5.5	500

## Youths who Currently Smoke Cigarettes, for the State of Hawaii, for Students in Grades 6-12, by School Type, by Gender, DOH Race-Ethnicity, Grade Level, for the Years 2005, 2007, 2009, 2011

*Note: Weighted numbers (#), percentages and 95% confidence intervals; Students in grades 6-12;  
n/r (Not Reportable) - Represents cell size restriction of unweighted respondents < 100; n/a (Not Available) - Not asked of a subset of respondents;  
2001 and 2003 data not available for High School students*

*Note: Current smoker refers to youths in grades 6-12 who smoked cigarettes on one or more of the past 30 days.*

### Middle School

**Year: 2011**

DOH Race-Ethnicity	Hawaii State		
	%	C.I. (95%)	#
Caucasian	5.7	0.2 - 11.3	100
Native Hawaiian	3.8	0.5 - 7.1	200
Chinese	0.7	0.0 - 2.3	<50
Filipino	1.5	0.3 - 2.8	100
Japanese	2.2	0.6 - 3.8	100
Black	5.9	0.0 - 12.9	<50
Other Pacific Islander	9.3	2.6 - 16.0	200
Other	2.4	0.0 - 5.3	100

## Youths who Currently Smoke Cigarettes, for the State of Hawaii, for Students in Grades 6-12, by School Type, by Gender, DOH Race-Ethnicity, Grade Level, for the Years 2005, 2007, 2009, 2011

*Note: Weighted numbers (#), percentages and 95% confidence intervals; Students in grades 6-12;  
n/r (Not Reportable) - Represents cell size restriction of unweighted respondents < 100; n/a (Not Available) - Not asked of a subset of respondents;  
2001 and 2003 data not available for High School students*

*Note: Current smoker refers to youths in grades 6-12 who smoked cigarettes on one or more of the past 30 days.*

### Middle School

**Year: 2009**

State	Hawaii State		
	%	C.I. (95%)	#
Hawaii State	4.5	3.1 - 5.8	1,300

Grade Level	Hawaii State		
	%	C.I. (95%)	#
6th Grade	2.7	0.4 - 5.0	200
7th Grade	3.6	1.9 - 5.4	400
8th Grade	6.4	4.2 - 8.6	700

## Youths who Currently Smoke Cigarettes, for the State of Hawaii, for Students in Grades 6-12, by School Type, by Gender, DOH Race-Ethnicity, Grade Level, for the Years 2005, 2007, 2009, 2011

*Note: Weighted numbers (#), percentages and 95% confidence intervals; Students in grades 6-12;  
n/r (Not Reportable) - Represents cell size restriction of unweighted respondents < 100; n/a (Not Available) - Not asked of a subset of respondents;  
2001 and 2003 data not available for High School students*

*Note: Current smoker refers to youths in grades 6-12 who smoked cigarettes on one or more of the past 30 days.*

### Middle School

**Year: 2009**

Gender	Hawaii State		
	%	C.I. (95%)	#
Male	3.6	1.9 - 5.3	500
Female	5.4	3.3 - 7.6	800

## Youths who Currently Smoke Cigarettes, for the State of Hawaii, for Students in Grades 6-12, by School Type, by Gender, DOH Race-Ethnicity, Grade Level, for the Years 2005, 2007, 2009, 2011

*Note: Weighted numbers (#), percentages and 95% confidence intervals; Students in grades 6-12;  
n/r (Not Reportable) - Represents cell size restriction of unweighted respondents < 100; n/a (Not Available) - Not asked of a subset of respondents;  
2001 and 2003 data not available for High School students*

*Note: Current smoker refers to youths in grades 6-12 who smoked cigarettes on one or more of the past 30 days.*

### Middle School

**Year: 2009**

DOH Race-Ethnicity	Hawaii State		
	%	C.I. (95%)	#
Caucasian	5.3	0.5 - 10.0	100
Native Hawaiian	6.3	3.0 - 9.7	400
Chinese	2.8	0.0 - 8.3	<50
Filipino	2.2	0.5 - 4.0	200
Japanese	1.4	0.0 - 3.3	100
Black	1.3	0.0 - 4.6	<50
Other Pacific Islander	10.3	2.7 - 17.9	200
Other	6.5	2.3 - 10.6	200

## Youths who Currently Smoke Cigarettes, for the State of Hawaii, for Students in Grades 6-12, by School Type, by Gender, DOH Race-Ethnicity, Grade Level, for the Years 2005, 2007, 2009, 2011

*Note: Weighted numbers (#), percentages and 95% confidence intervals; Students in grades 6-12;  
n/r (Not Reportable) - Represents cell size restriction of unweighted respondents < 100; n/a (Not Available) - Not asked of a subset of respondents;  
2001 and 2003 data not available for High School students*

*Note: Current smoker refers to youths in grades 6-12 who smoked cigarettes on one or more of the past 30 days.*

### Middle School

**Year: 2007**

State	Hawaii State		
	%	C.I. (95%)	#
Hawaii State	4.2	2.6 - 5.8	1,700

Grade Level	Hawaii State		
	%	C.I. (95%)	#
6th Grade	3.0	0.1 - 6.0	400
7th Grade	4.3	1.8 - 6.7	600
8th Grade	5.4	3.1 - 7.7	700



## Youths who Currently Smoke Cigarettes, for the State of Hawaii, for Students in Grades 6-12, by School Type, by Gender, DOH Race-Ethnicity, Grade Level, for the Years 2005, 2007, 2009, 2011

*Note: Weighted numbers (#), percentages and 95% confidence intervals; Students in grades 6-12;  
n/r (Not Reportable) - Represents cell size restriction of unweighted respondents < 100; n/a (Not Available) - Not asked of a subset of respondents;  
2001 and 2003 data not available for High School students*

*Note: Current smoker refers to youths in grades 6-12 who smoked cigarettes on one or more of the past 30 days.*

### Middle School

**Year: 2007**

Gender	Hawaii State		
	%	C.I. (95%)	#
Male	4.2	2.5 - 5.9	900
Female	4.3	1.9 - 6.7	900

## Youths who Currently Smoke Cigarettes, for the State of Hawaii, for Students in Grades 6-12, by School Type, by Gender, DOH Race-Ethnicity, Grade Level, for the Years 2005, 2007, 2009, 2011

*Note: Weighted numbers (#), percentages and 95% confidence intervals; Students in grades 6-12;  
n/r (Not Reportable) - Represents cell size restriction of unweighted respondents < 100; n/a (Not Available) - Not asked of a subset of respondents;  
2001 and 2003 data not available for High School students*

*Note: Current smoker refers to youths in grades 6-12 who smoked cigarettes on one or more of the past 30 days.*

### Middle School

**Year: 2007**

DOH Race-Ethnicity	Hawaii State		
	%	C.I. (95%)	#
Caucasian	4.6	0.6 - 8.5	200
Native Hawaiian	6.4	2.9 - 9.9	600
Chinese	0	0.0 - 3.4	0
Filipino	1.3	0.0 - 2.5	200
Japanese	2.7	0.0 - 5.4	100
Black	0	0.0 - 5.1	0
Other Pacific Islander	12.6	3.9 - 21.2	300
Other	7.1	2.4 - 11.8	300

## Youths who Currently Smoke Cigarettes, for the State of Hawaii, for Students in Grades 6-12, by School Type, by Gender, DOH Race-Ethnicity, Grade Level, for the Years 2005, 2007, 2009, 2011

*Note: Weighted numbers (#), percentages and 95% confidence intervals; Students in grades 6-12;  
n/r (Not Reportable) - Represents cell size restriction of unweighted respondents < 100; n/a (Not Available) - Not asked of a subset of respondents;  
2001 and 2003 data not available for High School students*

*Note: Current smoker refers to youths in grades 6-12 who smoked cigarettes on one or more of the past 30 days.*

### Middle School

**Year: 2005**

State	Hawaii State		
	%	C.I. (95%)	#
Hawaii State	4.7	3.0 - 6.3	2,000

Grade Level	Hawaii State		
	%	C.I. (95%)	#
6th Grade	3.2	0.0 - 7.3	200
7th Grade	2.6	1.6 - 3.6	500
8th Grade	7.5	3.6 - 11.3	1,300

## Youths who Currently Smoke Cigarettes, for the State of Hawaii, for Students in Grades 6-12, by School Type, by Gender, DOH Race-Ethnicity, Grade Level, for the Years 2005, 2007, 2009, 2011

*Note: Weighted numbers (#), percentages and 95% confidence intervals; Students in grades 6-12;  
n/r (Not Reportable) - Represents cell size restriction of unweighted respondents < 100; n/a (Not Available) - Not asked of a subset of respondents;  
2001 and 2003 data not available for High School students*

*Note: Current smoker refers to youths in grades 6-12 who smoked cigarettes on one or more of the past 30 days.*

### Middle School

**Year: 2005**

Gender	Hawaii State		
	%	C.I. (95%)	#
Male	4.6	2.1 - 7.1	1,000
Female	4.8	2.9 - 6.6	1,000

## Youths who Currently Smoke Cigarettes, for the State of Hawaii, for Students in Grades 6-12, by School Type, by Gender, DOH Race-Ethnicity, Grade Level, for the Years 2005, 2007, 2009, 2011

*Note: Weighted numbers (#), percentages and 95% confidence intervals; Students in grades 6-12;  
n/r (Not Reportable) - Represents cell size restriction of unweighted respondents < 100; n/a (Not Available) - Not asked of a subset of respondents;  
2001 and 2003 data not available for High School students*

*Note: Current smoker refers to youths in grades 6-12 who smoked cigarettes on one or more of the past 30 days.*

### Middle School

**Year: 2005**

DOH Race-Ethnicity	Hawaii State		
	%	C.I. (95%)	#
Caucasian	3.3	1.3 - 5.2	200
Native Hawaiian	8.3	4.4 - 12.1	700
Chinese	1.3	0.0 - 4.0	<50
Filipino	3.1	1.8 - 4.3	400
Japanese	0.5	0.0 - 1.6	<50
Black	6.9	1.8 - 12.0	100
Other Pacific Islander	5.1	0.0 - 13.3	100
Other	6.7	2.5 - 10.9	300

## Adults who Currently Smoke Cigarettes, for State and County, Trend by Year, for the Years 2006 - 2010

*Note: Weighted numbers (#), percentages and 95% confidence intervals; Respondents aged 18 years and older;  
n/r (Not Reportable) - Represents cell size restriction of unweighted respondents < 50; n/a (Not Available) - Not asked of a subset of respondents*

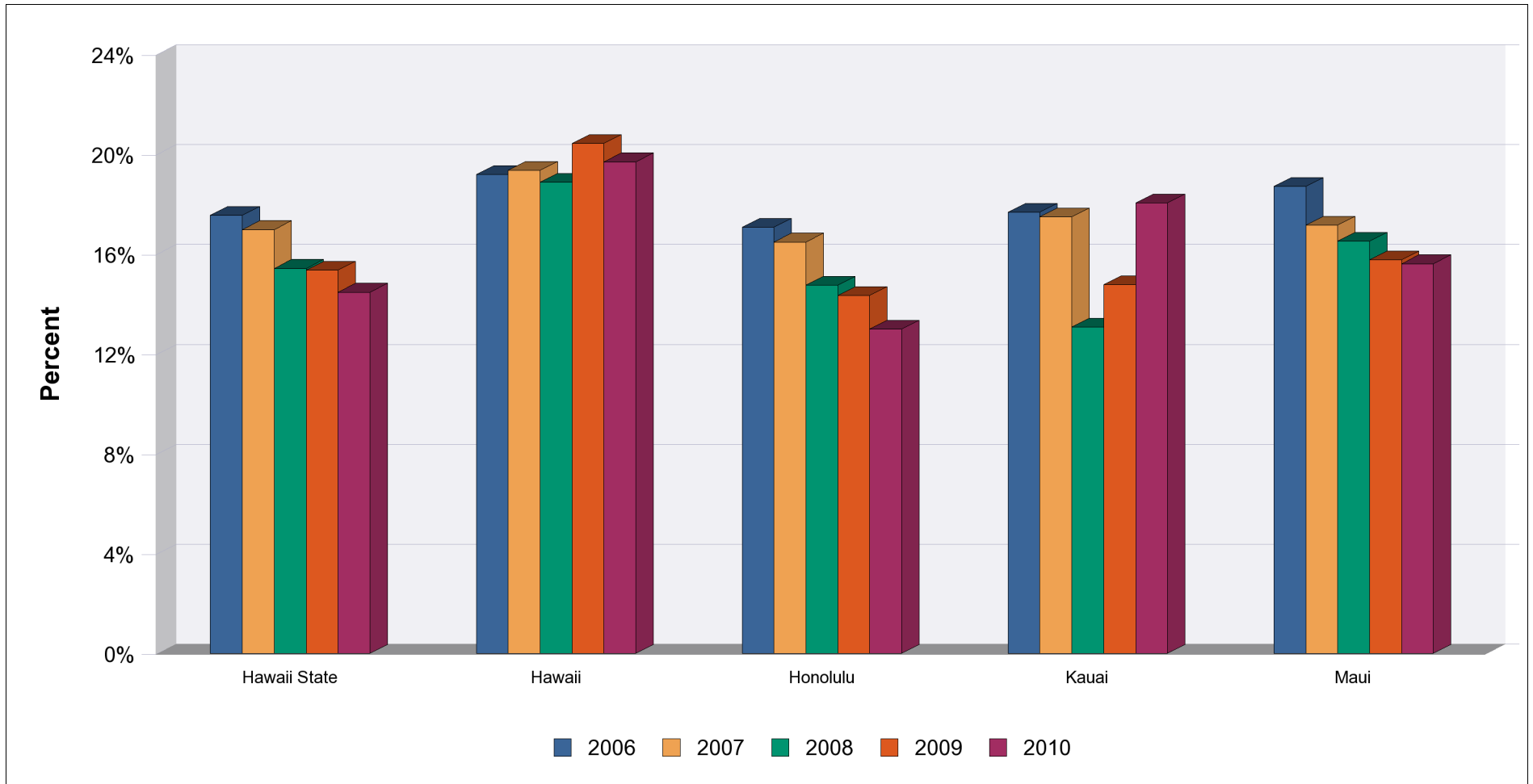
*Note: Current smoker refers to adults who have smoked at least 100 cigarettes in their lifetime and currently smoke some days or every day.*

Year	Hawaii State			Hawaii			Honolulu			Kauai			Maui		
	%	C.I.(95%)	#	%	C.I.(95%)	#	%	C.I.(95%)	#	%	C.I.(95%)	#	%	C.I.(95%)	#
2006	17.5	16.2 - 18.9	170,600	19.2	16.6 - 21.8	23,300	17.1	15.3 - 18.8	119,100	17.7	14.1 - 21.2	8,400	18.7	15.8 - 21.6	19,700
2007	17.0	15.6 - 18.4	167,300	19.4	16.6 - 22.1	24,900	16.5	14.7 - 18.3	115,700	17.5	13.5 - 21.5	8,200	17.2	14.4 - 20.0	18,500
2008	15.4	14.1 - 16.8	154,000	18.9	16.1 - 21.6	25,400	14.8	13.0 - 16.5	104,000	13.1	9.8 - 16.3	6,400	16.5	13.5 - 19.5	18,100
2009	15.4	14.0 - 16.7	153,700	20.4	17.6 - 23.2	28,000	14.3	12.6 - 16.1	101,000	14.8	11.1 - 18.5	7,100	15.8	13.3 - 18.2	17,500
2010	14.5	13.1 - 15.8	145,500	19.7	16.5 - 22.9	27,700	13.0	11.3 - 14.7	91,200	18.1	13.2 - 22.9	8,900	15.6	12.4 - 18.8	17,700

## Adults who Currently Smoke Cigarettes, for State and County, Trend by Year, for the Years 2006 - 2010

*Note: Weighted numbers (#), percentages and 95% confidence intervals; Respondents aged 18 years and older;  
n/r (Not Reportable) - Represents cell size restriction of unweighted respondents < 50; n/a (Not Available) - Not asked of a subset of respondents*

*Note: Current smoker refers to adults who have smoked at least 100 cigarettes in their lifetime and currently smoke some days or every day.*



## Adults who Currently Smoke Cigarettes, for State and County, by Gender, DOH Race-Ethnicity, BRFSS Age Group, Education Level, Employment Status, Marital Status, Poverty Level, Healthcare Coverage, for the Years 2006 - 2010

*Note: Weighted numbers (#), percentages and 95% confidence intervals; Respondents aged 18 years and older;  
n/r (Not Reportable) - Represents cell size restriction of unweighted respondents < 50; n/a (Not Available) - Not asked of a subset of respondents*

*Note: Current smoker refers to adults who have smoked at least 100 cigarettes in their lifetime and currently smoke some days or every day.*

### Year: 2010

State	Hawaii State			Hawaii			Honolulu			Kauai			Maui		
	%	C.I. (95%)	#	%	C.I. (95%)	#	%	C.I. (95%)	#	%	C.I. (95%)	#	%	C.I. (95%)	#
Hawaii State	14.5	13.1 - 15.8	145,500	19.7	16.5 - 22.9	27,700	13.0	11.3 - 14.7	91,200	18.1	13.2 - 22.9	8,900	15.6	12.4 - 18.8	17,700

Gender	Hawaii State			Hawaii			Honolulu			Kauai			Maui		
	%	C.I. (95%)	#	%	C.I. (95%)	#	%	C.I. (95%)	#	%	C.I. (95%)	#	%	C.I. (95%)	#
Male	16.0	13.8 - 18.1	80,100	20.3	15.1 - 25.4	14,300	14.1	11.4 - 16.8	49,200	23.9	15.5 - 32.3	6,000	18.4	13.3 - 23.6	10,700
Female	13.0	11.4 - 14.6	65,400	19.1	15.5 - 22.7	13,400	11.9	9.9 - 14.0	42,000	12.1	7.8 - 16.5	3,000	12.7	9.0 - 16.4	7,000



## Adults who Currently Smoke Cigarettes, for State and County, by Gender, DOH Race-Ethnicity, BRFSS Age Group, Education Level, Employment Status, Marital Status, Poverty Level, Healthcare Coverage, for the Years 2006 - 2010

*Note: Weighted numbers (#), percentages and 95% confidence intervals; Respondents aged 18 years and older;  
n/r (Not Reportable) - Represents cell size restriction of unweighted respondents < 50; n/a (Not Available) - Not asked of a subset of respondents*

*Note: Current smoker refers to adults who have smoked at least 100 cigarettes in their lifetime and currently smoke some days or every day.*

**Year: 2010**

DOH Race-Ethnicity	Hawaii State			Hawaii			Honolulu			Kauai			Maui		
	%	C.I. (95%)	#	%	C.I. (95%)	#	%	C.I. (95%)	#	%	C.I. (95%)	#	%	C.I. (95%)	#
<b>Caucasian</b>	14.8	12.8 - 16.8	46,400	16.0	12.1 - 19.9	10,200	13.7	10.8 - 16.6	25,400	16.6	10.4 - 22.8	3,400	16.7	12.0 - 21.4	7,400
<b>Native Hawaiian</b>	26.8	21.9 - 31.7	35,100	35.5	26.0 - 44.9	8,800	24.8	17.9 - 31.8	19,700	28.4	11.7 - 45.1	2,100	23.2	13.9 - 32.5	4,400
<b>Chinese</b>	5.4	2.3 - 8.4	3,100	n/r	n/r	n/r	5.1	1.9 - 8.2	2,700	n/r	n/r	n/r	n/r	n/r	n/r
<b>Filipino</b>	11.4	8.1 - 14.7	18,600	17.9	7.8 - 27.9	3,000	10.6	6.4 - 14.8	12,000	16.3	5.5 - 27.1	1,600	8.5	2.4 - 14.7	1,900
<b>Japanese</b>	10.0	7.7 - 12.3	23,500	16.1	8.3 - 23.9	4,000	9.2	6.6 - 11.7	17,100	6.5	0.8 - 12.2	400	11.8	5.2 - 18.3	2,000
<b>Black</b>	14.6	4.7 - 24.5	2,100	n/r	n/r	n/r	n/r	n/r	n/r	n/r	n/r	n/r	n/r	n/r	n/r
<b>Other Asian</b>	24.7	12.6 - 36.9	6,400	n/r	n/r	n/r	24.8	11.3 - 38.2	5,600	n/r	n/r	n/r	n/r	n/r	n/r
<b>Other Pacific Islander</b>	9.8	2.3 - 17.3	3,500	n/r	n/r	n/r	7.9	0.1 - 15.7	2,400	n/r	n/r	n/r	n/r	n/r	n/r
<b>Other</b>	25.2	11.7 - 38.6	5,700	n/r	n/r	n/r	28.4	10.1 - 46.7	4,400	n/r	n/r	n/r	n/r	n/r	n/r

## Adults who Currently Smoke Cigarettes, for State and County, by Gender, DOH Race-Ethnicity, BRFSS Age Group, Education Level, Employment Status, Marital Status, Poverty Level, Healthcare Coverage, for the Years 2006 - 2010

*Note: Weighted numbers (#), percentages and 95% confidence intervals; Respondents aged 18 years and older;  
n/r (Not Reportable) - Represents cell size restriction of unweighted respondents < 50; n/a (Not Available) - Not asked of a subset of respondents*

*Note: Current smoker refers to adults who have smoked at least 100 cigarettes in their lifetime and currently smoke some days or every day.*

**Year: 2010**

BRFSS Age Group	Hawaii State			Hawaii			Honolulu			Kauai			Maui		
	%	C.I. (95%)	#	%	C.I. (95%)	#	%	C.I. (95%)	#	%	C.I. (95%)	#	%	C.I. (95%)	#
18-24	12.3	8.0 - 16.7	14,800	19.9	9.8 - 30.0	3,400	8.6	3.5 - 13.7	7,400	n/r	n/r	n/r	18.0	5.4 - 30.7	2,000
25-34	24.3	19.5 - 29.1	44,100	34.8	23.9 - 45.8	9,800	21.0	14.9 - 27.2	25,800	n/r	n/r	n/r	28.9	16.9 - 40.9	6,300
35-44	14.2	11.1 - 17.3	24,700	18.9	12.1 - 25.7	4,100	13.6	9.6 - 17.7	16,800	15.8	5.7 - 26.0	1,300	12.4	6.2 - 18.5	2,600
45-54	14.9	12.3 - 17.6	26,600	22.0	16.0 - 28.0	5,300	13.5	9.9 - 17.0	16,400	16.6	9.2 - 24.1	1,500	14.6	9.5 - 19.8	3,200
55-64	13.7	11.4 - 15.9	20,900	15.0	10.9 - 19.1	3,600	13.5	10.4 - 16.6	13,800	13.3	7.5 - 19.2	1,100	13.1	9.0 - 17.2	2,400
65-74	10.9	8.5 - 13.4	10,400	9.9	6.3 - 13.6	1,300	11.0	7.8 - 14.3	7,400	16.8	8.3 - 25.3	800	8.6	4.9 - 12.3	900
75+	3.7	2.1 - 5.2	3,700	2.0	0.0 - 4.0	200	4.2	2.2 - 6.2	3,100	1.1	0.0 - 2.6	100	2.8	0.1 - 5.4	200

## Adults who Currently Smoke Cigarettes, for State and County, by Gender, DOH Race-Ethnicity, BRFSS Age Group, Education Level, Employment Status, Marital Status, Poverty Level, Healthcare Coverage, for the Years 2006 - 2010

*Note: Weighted numbers (#), percentages and 95% confidence intervals; Respondents aged 18 years and older;  
n/r (Not Reportable) - Represents cell size restriction of unweighted respondents < 50; n/a (Not Available) - Not asked of a subset of respondents*

*Note: Current smoker refers to adults who have smoked at least 100 cigarettes in their lifetime and currently smoke some days or every day.*

**Year: 2010**

Education Level	Hawaii State			Hawaii			Honolulu			Kauai			Maui		
	%	C.I. (95%)	#	%	C.I. (95%)	#	%	C.I. (95%)	#	%	C.I. (95%)	#	%	C.I. (95%)	#
Never attended school/ Only Kindergarten to Grades 8	15.3	6.1 - 24.5	1,800	n/r	n/r	n/r	n/r	n/r	n/r	n/r	n/r	n/r	n/r	n/r	n/r
Grades 9 thru 11 (Some High School)	37.2	25.9 - 48.4	15,400	44.2	25.6 - 62.8	2,000	36.9	22.5 - 51.4	11,400	n/r	n/r	n/r	34.5	15.4 - 53.6	1,900
Grades 12 or GED (High School Grad)	20.7	17.8 - 23.6	60,300	24.9	18.9 - 30.8	11,600	18.2	14.4 - 22.0	35,300	26.0	14.4 - 37.5	3,500	26.5	19.4 - 33.6	9,800
College 1 to 3 years (Some College/ Tech)	15.8	13.2 - 18.4	45,200	23.2	16.5 - 29.8	9,800	14.5	11.3 - 17.8	28,000	19.0	10.5 - 27.5	3,400	12.1	6.8 - 17.3	4,000
College 4 years or more (College Grad)	6.1	4.9 - 7.3	22,800	8.8	5.7 - 11.9	4,000	5.6	4.1 - 7.2	15,500	8.0	3.9 - 12.0	1,300	5.5	3.3 - 7.8	2,000

## Adults who Currently Smoke Cigarettes, for State and County, by Gender, DOH Race-Ethnicity, BRFSS Age Group, Education Level, Employment Status, Marital Status, Poverty Level, Healthcare Coverage, for the Years 2006 - 2010

*Note: Weighted numbers (#), percentages and 95% confidence intervals; Respondents aged 18 years and older;  
n/r (Not Reportable) - Represents cell size restriction of unweighted respondents < 50; n/a (Not Available) - Not asked of a subset of respondents*

*Note: Current smoker refers to adults who have smoked at least 100 cigarettes in their lifetime and currently smoke some days or every day.*

**Year: 2010**

Employment Status	Hawaii State			Hawaii			Honolulu			Kauai			Maui		
	%	C.I. (95%)	#	%	C.I. (95%)	#	%	C.I. (95%)	#	%	C.I. (95%)	#	%	C.I. (95%)	#
<b>Employed for wages</b>	15.3	13.3 - 17.3	78,300	23.0	17.8 - 28.3	15,100	13.2	10.8 - 15.7	48,100	20.9	13.4 - 28.4	4,900	17.2	12.2 - 22.2	10,100
<b>Self-Employed</b>	15.2	10.6 - 19.8	12,800	17.0	8.3 - 25.6	2,900	14.1	7.2 - 21.1	6,500	2.7	0.0 - 5.9	200	21.2	11.0 - 31.5	3,200
<b>Not Employed</b>	23.0	16.5 - 29.5	16,200	26.4	16.4 - 36.4	3,800	21.8	12.5 - 31.2	9,700	n/r	n/r	n/r	15.7	6.4 - 25.0	1,300
<b>Retired</b>	7.5	6.0 - 9.1	13,800	6.3	3.8 - 8.8	1,600	7.9	5.8 - 10.0	10,200	10.4	5.6 - 15.2	1,100	5.4	2.7 - 8.0	1,000
<b>Unable to work</b>	29.1	20.5 - 37.7	9,700	41.2	23.9 - 58.4	3,300	22.9	11.4 - 34.4	4,500	n/r	n/r	n/r	33.1	15.0 - 51.2	1,200
<b>Student</b>	9.3	4.1 - 14.5	6,100	n/r	n/r	n/r	9.9	3.8 - 16.1	5,400	n/r	n/r	n/r	n/r	n/r	n/r
<b>Homemaker</b>	15.3	10.6 - 20.0	8,600	13.7	3.9 - 23.4	800	15.5	9.7 - 21.3	6,700	n/r	n/r	n/r	17.4	3.2 - 31.5	700

## Adults who Currently Smoke Cigarettes, for State and County, by Gender, DOH Race-Ethnicity, BRFSS Age Group, Education Level, Employment Status, Marital Status, Poverty Level, Healthcare Coverage, for the Years 2006 - 2010

*Note: Weighted numbers (#), percentages and 95% confidence intervals; Respondents aged 18 years and older;  
n/r (Not Reportable) - Represents cell size restriction of unweighted respondents < 50; n/a (Not Available) - Not asked of a subset of respondents*

*Note: Current smoker refers to adults who have smoked at least 100 cigarettes in their lifetime and currently smoke some days or every day.*

**Year: 2010**

Employment Status (Grouped)	Hawaii State			Hawaii			Honolulu			Kauai			Maui		
	%	C.I. (95%)	#	%	C.I. (95%)	#	%	C.I. (95%)	#	%	C.I. (95%)	#	%	C.I. (95%)	#
<b>Employed</b>	15.3	13.5 - 17.1	91,000	21.8	17.2 - 26.3	17,900	13.3	11.0 - 15.6	54,600	17.3	11.1 - 23.5	5,100	18.0	13.5 - 22.6	13,300
<b>Unemployed</b>	23.0	16.5 - 29.5	16,200	26.4	16.4 - 36.4	3,800	21.8	12.5 - 31.2	9,700	n/r	n/r	n/r	15.7	6.4 - 25.0	1,300
<b>Retired/Unable to work</b>	10.9	8.9 - 12.8	23,500	14.6	9.5 - 19.7	4,900	9.9	7.4 - 12.3	14,800	14.6	7.2 - 22.0	1,800	9.9	5.7 - 14.1	2,100
<b>Student/Homemaker</b>	12.1	8.5 - 15.7	14,800	10.3	3.6 - 17.1	1,100	12.4	8.0 - 16.7	12,100	n/r	n/r	n/r	9.8	2.1 - 17.6	900

## Adults who Currently Smoke Cigarettes, for State and County, by Gender, DOH Race-Ethnicity, BRFSS Age Group, Education Level, Employment Status, Marital Status, Poverty Level, Healthcare Coverage, for the Years 2006 - 2010

*Note: Weighted numbers (#), percentages and 95% confidence intervals; Respondents aged 18 years and older;  
n/r (Not Reportable) - Represents cell size restriction of unweighted respondents < 50; n/a (Not Available) - Not asked of a subset of respondents*

*Note: Current smoker refers to adults who have smoked at least 100 cigarettes in their lifetime and currently smoke some days or every day.*

**Year: 2010**

Marital Status	Hawaii State			Hawaii			Honolulu			Kauai			Maui		
	%	C.I. (95%)	#	%	C.I. (95%)	#	%	C.I. (95%)	#	%	C.I. (95%)	#	%	C.I. (95%)	#
<b>Married</b>	10.6	9.2 - 11.9	61,200	14.1	10.7 - 17.5	10,800	9.7	8.0 - 11.4	39,700	17.0	11.0 - 23.0	5,200	8.7	6.0 - 11.3	5,500
<b>Unmarried Couple</b>	28.9	17.4 - 40.4	10,000	n/r	n/r	n/r	25.3	7.6 - 43.0	5,000	n/r	n/r	n/r	41.3	20.4 - 62.3	2,800
<b>Separated</b>	26.1	12.6 - 39.7	3,300	n/r	n/r	n/r	n/r	n/r	n/r	n/r	n/r	n/r	n/r	n/r	n/r
<b>Divorced</b>	24.7	20.0 - 29.3	16,500	26.8	19.0 - 34.7	2,900	25.3	18.7 - 31.9	11,000	20.8	9.9 - 31.7	800	20.4	12.9 - 27.9	1,700
<b>Widowed</b>	12.1	7.6 - 16.6	7,100	8.0	3.1 - 12.8	700	13.9	7.8 - 20.0	5,800	6.7	1.5 - 11.8	200	8.1	0.3 - 16.0	400
<b>Never Married</b>	18.8	15.3 - 22.3	47,200	30.9	22.2 - 39.6	11,100	15.4	11.1 - 19.6	27,300	22.1	7.6 - 36.7	2,000	24.3	15.4 - 33.1	6,800

## Adults who Currently Smoke Cigarettes, for State and County, by Gender, DOH Race-Ethnicity, BRFSS Age Group, Education Level, Employment Status, Marital Status, Poverty Level, Healthcare Coverage, for the Years 2006 - 2010

*Note: Weighted numbers (#), percentages and 95% confidence intervals; Respondents aged 18 years and older;  
n/r (Not Reportable) - Represents cell size restriction of unweighted respondents < 50; n/a (Not Available) - Not asked of a subset of respondents*

*Note: Current smoker refers to adults who have smoked at least 100 cigarettes in their lifetime and currently smoke some days or every day.*

### Year: 2010

Poverty Level	Hawaii State			Hawaii			Honolulu			Kauai			Maui		
	%	C.I. (95%)	#	%	C.I. (95%)	#	%	C.I. (95%)	#	%	C.I. (95%)	#	%	C.I. (95%)	#
<b>0-130%</b>	22.2	18.7 - 25.7	52,100	28.0	21.5 - 34.5	11,700	18.9	14.3 - 23.5	29,200	36.8	22.8 - 50.7	4,700	24.9	16.6 - 33.3	6,400
<b>131-185%</b>	17.1	13.6 - 20.7	24,500	19.2	12.5 - 26.0	4,400	17.1	12.3 - 22.0	15,800	11.1	3.5 - 18.7	1,000	17.6	9.4 - 25.8	3,300
<b>186+%</b>	10.8	9.3 - 12.3	56,600	14.6	10.4 - 18.9	9,400	10.1	8.2 - 11.9	38,200	11.7	7.1 - 16.3	2,800	10.7	7.5 - 13.9	6,300

Health Care Coverage	Hawaii State			Hawaii			Honolulu			Kauai			Maui		
	%	C.I. (95%)	#	%	C.I. (95%)	#	%	C.I. (95%)	#	%	C.I. (95%)	#	%	C.I. (95%)	#
<b>Yes</b>	13.6	12.3 - 14.9	127,300	18.7	15.6 - 21.9	23,900	12.1	10.5 - 13.8	80,000	18.2	13.1 - 23.3	8,200	14.7	11.4 - 17.9	15,300
<b>No</b>	26.5	18.9 - 34.0	18,000	29.7	15.4 - 44.0	3,800	26.3	15.5 - 37.2	11,000	n/r	n/r	n/r	27.9	13.6 - 42.1	2,400

## Adults who Currently Smoke Cigarettes, for State and County, by Gender, DOH Race-Ethnicity, BRFSS Age Group, Education Level, Employment Status, Marital Status, Poverty Level, Healthcare Coverage, for the Years 2006 - 2010

*Note: Weighted numbers (#), percentages and 95% confidence intervals; Respondents aged 18 years and older;  
n/r (Not Reportable) - Represents cell size restriction of unweighted respondents < 50; n/a (Not Available) - Not asked of a subset of respondents*

*Note: Current smoker refers to adults who have smoked at least 100 cigarettes in their lifetime and currently smoke some days or every day.*

**Year: 2009**

State	Hawaii State			Hawaii			Honolulu			Kauai			Maui		
	%	C.I. (95%)	#	%	C.I. (95%)	#	%	C.I. (95%)	#	%	C.I. (95%)	#	%	C.I. (95%)	#
<b>Hawaii State</b>	15.4	14.0 - 16.7	153,700	20.4	17.6 - 23.2	28,000	14.3	12.6 - 16.1	101,000	14.8	11.1 - 18.5	7,100	15.8	13.3 - 18.2	17,500

Gender	Hawaii State			Hawaii			Honolulu			Kauai			Maui		
	%	C.I. (95%)	#	%	C.I. (95%)	#	%	C.I. (95%)	#	%	C.I. (95%)	#	%	C.I. (95%)	#
<b>Male</b>	16.8	14.7 - 18.9	83,800	22.1	17.8 - 26.5	15,100	16.2	13.4 - 19.0	56,600	16.0	10.0 - 22.0	3,800	14.7	10.9 - 18.4	8,200
<b>Female</b>	13.9	12.3 - 15.5	69,900	18.7	15.2 - 22.3	12,900	12.5	10.5 - 14.5	44,400	13.6	9.2 - 18.0	3,300	16.9	13.7 - 20.1	9,300



## Adults who Currently Smoke Cigarettes, for State and County, by Gender, DOH Race-Ethnicity, BRFSS Age Group, Education Level, Employment Status, Marital Status, Poverty Level, Healthcare Coverage, for the Years 2006 - 2010

*Note: Weighted numbers (#), percentages and 95% confidence intervals; Respondents aged 18 years and older;  
n/r (Not Reportable) - Represents cell size restriction of unweighted respondents < 50; n/a (Not Available) - Not asked of a subset of respondents*

*Note: Current smoker refers to adults who have smoked at least 100 cigarettes in their lifetime and currently smoke some days or every day.*

### Year: 2009

DOH Race-Ethnicity	Hawaii State			Hawaii			Honolulu			Kauai			Maui		
	%	C.I. (95%)	#	%	C.I. (95%)	#	%	C.I. (95%)	#	%	C.I. (95%)	#	%	C.I. (95%)	#
<b>Caucasian</b>	17.2	15.0 - 19.3	54,500	20.6	16.6 - 24.6	12,000	16.6	13.4 - 19.8	31,900	12.6	8.4 - 16.8	2,500	17.3	14.0 - 20.7	8,000
<b>Native Hawaiian</b>	22.1	17.9 - 26.2	27,000	31.7	23.6 - 39.7	7,300	19.6	13.6 - 25.7	14,700	23.1	9.1 - 37.0	1,300	19.6	13.1 - 26.1	3,600
<b>Chinese</b>	8.7	3.9 - 13.4	5,400	n/r	n/r	n/r	8.3	3.1 - 13.6	4,700	n/r	n/r	n/r	n/r	n/r	n/r
<b>Filipino</b>	11.7	8.5 - 14.9	19,600	18.4	9.4 - 27.5	3,700	11.3	7.2 - 15.5	13,400	11.3	4.0 - 18.5	1,200	6.8	3.0 - 10.5	1,300
<b>Japanese</b>	12.2	9.7 - 14.8	28,500	12.2	7.4 - 17.0	2,700	12.3	9.3 - 15.3	23,200	14.3	5.0 - 23.5	1,100	10.6	5.2 - 16.1	1,600
<b>Black</b>	20.5	8.0 - 33.0	3,300	n/r	n/r	n/r	18.6	4.7 - 32.5	2,500	n/r	n/r	n/r	n/r	n/r	n/r
<b>Other Asian</b>	11.4	4.4 - 18.4	2,700	n/r	n/r	n/r	9.9	2.4 - 17.4	2,100	n/r	n/r	n/r	n/r	n/r	n/r
<b>Other Pacific Islander</b>	22.7	10.8 - 34.6	6,900	n/r	n/r	n/r	n/r	n/r	n/r	n/r	n/r	n/r	n/r	n/r	n/r
<b>Other</b>	22.1	11.7 - 32.4	4,500	n/r	n/r	n/r	n/r	n/r	n/r	n/r	n/r	n/r	n/r	n/r	n/r

## Adults who Currently Smoke Cigarettes, for State and County, by Gender, DOH Race-Ethnicity, BRFSS Age Group, Education Level, Employment Status, Marital Status, Poverty Level, Healthcare Coverage, for the Years 2006 - 2010

*Note: Weighted numbers (#), percentages and 95% confidence intervals; Respondents aged 18 years and older;  
n/r (Not Reportable) - Represents cell size restriction of unweighted respondents < 50; n/a (Not Available) - Not asked of a subset of respondents*

*Note: Current smoker refers to adults who have smoked at least 100 cigarettes in their lifetime and currently smoke some days or every day.*

### Year: 2009

BRFSS Age Group	Hawaii State			Hawaii			Honolulu			Kauai			Maui		
	%	C.I. (95%)	#	%	C.I. (95%)	#	%	C.I. (95%)	#	%	C.I. (95%)	#	%	C.I. (95%)	#
18-24	15.3	10.3 - 20.3	18,400	22.6	11.8 - 33.4	3,700	14.3	8.0 - 20.6	12,500	n/r	n/r	n/r	13.9	3.5 - 24.3	1,500
25-34	21.5	17.2 - 25.8	38,300	30.8	21.4 - 40.1	7,800	21.0	15.3 - 26.6	26,100	n/r	n/r	n/r	15.6	8.3 - 22.9	3,100
35-44	20.1	16.7 - 23.5	35,700	20.2	14.0 - 26.5	4,400	19.6	15.1 - 24.0	24,800	23.6	12.7 - 34.4	1,900	22.1	15.7 - 28.6	4,700
45-54	16.4	13.9 - 18.9	29,500	25.6	19.9 - 31.4	6,400	14.5	11.2 - 17.8	17,900	17.5	10.1 - 24.8	1,600	16.3	11.9 - 20.7	3,600
55-64	13.0	10.8 - 15.3	20,000	15.5	11.3 - 19.8	3,700	11.8	8.7 - 14.9	12,200	11.7	6.7 - 16.8	1,000	17.3	12.3 - 22.2	3,200
65-74	9.5	7.3 - 11.6	8,700	12.4	7.6 - 17.3	1,600	8.7	5.9 - 11.5	5,700	14.2	7.4 - 20.9	700	8.2	3.8 - 12.6	800
75+	2.5	1.3 - 3.7	2,500	1.7	0.0 - 3.5	200	2.4	0.9 - 3.8	1,700	2.3	0.0 - 5.0	100	5.2	0.7 - 9.8	400

## Adults who Currently Smoke Cigarettes, for State and County, by Gender, DOH Race-Ethnicity, BRFSS Age Group, Education Level, Employment Status, Marital Status, Poverty Level, Healthcare Coverage, for the Years 2006 - 2010

*Note: Weighted numbers (#), percentages and 95% confidence intervals; Respondents aged 18 years and older;  
n/r (Not Reportable) - Represents cell size restriction of unweighted respondents < 50; n/a (Not Available) - Not asked of a subset of respondents*

*Note: Current smoker refers to adults who have smoked at least 100 cigarettes in their lifetime and currently smoke some days or every day.*

### Year: 2009

Education Level	Hawaii State			Hawaii			Honolulu			Kauai			Maui		
	%	C.I. (95%)	#	%	C.I. (95%)	#	%	C.I. (95%)	#	%	C.I. (95%)	#	%	C.I. (95%)	#
Never attended school/ Only Kindergarten to Grades 8	8.4	2.1 - 14.7	1,200	n/r	n/r	n/r	n/r	n/r	n/r	n/r	n/r	n/r	n/r	n/r	n/r
Grades 9 thru 11 (Some High School)	37.7	28.1 - 47.2	14,100	59.8	45.9 - 73.8	4,400	32.6	18.7 - 46.6	7,600	n/r	n/r	n/r	35.5	17.2 - 53.8	1,900
Grades 12 or GED (High School Grad)	20.8	18.0 - 23.5	59,300	26.2	20.7 - 31.6	12,900	20.1	16.3 - 23.8	37,500	15.3	8.0 - 22.7	2,200	19.2	14.2 - 24.1	6,800
College 1 to 3 years (Some College/ Tech)	17.3	14.6 - 20.0	50,300	18.5	13.6 - 23.4	6,800	17.1	13.6 - 20.7	35,600	19.3	11.5 - 27.0	2,800	16.0	11.3 - 20.7	5,100
College 4 years or more (College Grad)	7.7	6.3 - 9.2	28,800	8.5	5.7 - 11.4	3,600	7.2	5.3 - 9.0	19,700	11.2	6.2 - 16.2	1,900	9.5	6.5 - 12.6	3,600

## Adults who Currently Smoke Cigarettes, for State and County, by Gender, DOH Race-Ethnicity, BRFSS Age Group, Education Level, Employment Status, Marital Status, Poverty Level, Healthcare Coverage, for the Years 2006 - 2010

*Note: Weighted numbers (#), percentages and 95% confidence intervals; Respondents aged 18 years and older;  
n/r (Not Reportable) - Represents cell size restriction of unweighted respondents < 50; n/a (Not Available) - Not asked of a subset of respondents*

*Note: Current smoker refers to adults who have smoked at least 100 cigarettes in their lifetime and currently smoke some days or every day.*

**Year: 2009**

Employment Status	Hawaii State			Hawaii			Honolulu			Kauai			Maui		
	%	C.I. (95%)	#	%	C.I. (95%)	#	%	C.I. (95%)	#	%	C.I. (95%)	#	%	C.I. (95%)	#
<b>Employed for wages</b>	16.9	14.9 - 18.8	87,300	18.5	14.1 - 22.9	11,000	16.6	14.0 - 19.1	62,600	18.6	12.3 - 24.8	4,700	16.3	12.6 - 20.0	9,000
<b>Self-Employed</b>	15.3	11.5 - 19.1	16,200	21.7	14.6 - 28.7	4,300	14.2	8.4 - 19.9	8,900	5.0	0.8 - 9.1	300	16.1	10.5 - 21.6	2,800
<b>Not Employed</b>	20.0	14.6 - 25.3	13,700	38.6	26.2 - 51.0	5,000	13.9	6.9 - 20.9	6,100	n/r	n/r	n/r	20.9	10.9 - 30.9	1,900
<b>Retired</b>	6.6	5.3 - 8.0	11,900	7.8	5.0 - 10.5	2,000	6.0	4.3 - 7.7	7,600	7.3	3.7 - 11.0	600	9.2	5.5 - 12.9	1,600
<b>Unable to work</b>	34.9	24.2 - 45.5	9,100	47.0	33.3 - 60.6	3,800	26.3	10.2 - 42.3	3,800	n/r	n/r	n/r	44.0	27.4 - 60.6	1,100
<b>Student</b>	13.2	6.1 - 20.3	7,200	n/r	n/r	n/r	14.6	5.9 - 23.4	6,300	n/r	n/r	n/r	n/r	n/r	n/r
<b>Homemaker</b>	16.9	11.5 - 22.3	8,000	27.4	13.9 - 41.0	1,500	15.9	9.3 - 22.6	5,500	n/r	n/r	n/r	16.0	0.0 - 32.3	800

## Adults who Currently Smoke Cigarettes, for State and County, by Gender, DOH Race-Ethnicity, BRFSS Age Group, Education Level, Employment Status, Marital Status, Poverty Level, Healthcare Coverage, for the Years 2006 - 2010

*Note: Weighted numbers (#), percentages and 95% confidence intervals; Respondents aged 18 years and older;  
n/r (Not Reportable) - Represents cell size restriction of unweighted respondents < 50; n/a (Not Available) - Not asked of a subset of respondents*

*Note: Current smoker refers to adults who have smoked at least 100 cigarettes in their lifetime and currently smoke some days or every day.*

**Year: 2009**

Employment Status (Grouped)	Hawaii State			Hawaii			Honolulu			Kauai			Maui		
	%	C.I. (95%)	#	%	C.I. (95%)	#	%	C.I. (95%)	#	%	C.I. (95%)	#	%	C.I. (95%)	#
<b>Employed</b>	16.6	14.8 - 18.4	103,600	19.3	15.6 - 23.0	15,300	16.2	13.9 - 18.6	71,500	15.9	10.8 - 21.1	5,000	16.2	13.1 - 19.4	11,800
<b>Unemployed</b>	20.0	14.6 - 25.3	13,700	38.6	26.2 - 51.0	5,000	13.9	6.9 - 20.9	6,100	n/r	n/r	n/r	20.9	10.9 - 30.9	1,900
<b>Retired/Unable to work</b>	10.2	8.4 - 12.0	20,900	17.1	12.7 - 21.5	5,700	8.1	5.8 - 10.4	11,400	10.6	6.3 - 14.8	1,000	13.5	9.6 - 17.5	2,700
<b>Student/Homemaker</b>	14.9	10.4 - 19.5	15,200	18.2	9.1 - 27.3	2,000	15.2	9.5 - 20.9	11,800	n/r	n/r	n/r	12.0	1.8 - 22.1	1,100

## Adults who Currently Smoke Cigarettes, for State and County, by Gender, DOH Race-Ethnicity, BRFSS Age Group, Education Level, Employment Status, Marital Status, Poverty Level, Healthcare Coverage, for the Years 2006 - 2010

*Note: Weighted numbers (#), percentages and 95% confidence intervals; Respondents aged 18 years and older;  
n/r (Not Reportable) - Represents cell size restriction of unweighted respondents < 50; n/a (Not Available) - Not asked of a subset of respondents*

*Note: Current smoker refers to adults who have smoked at least 100 cigarettes in their lifetime and currently smoke some days or every day.*

**Year: 2009**

Marital Status	Hawaii State			Hawaii			Honolulu			Kauai			Maui		
	%	C.I. (95%)	#	%	C.I. (95%)	#	%	C.I. (95%)	#	%	C.I. (95%)	#	%	C.I. (95%)	#
<b>Married</b>	12.5	11.0 - 14.0	73,400	14.8	11.9 - 17.7	11,200	12.3	10.3 - 14.2	51,500	10.8	6.8 - 14.8	3,000	12.2	9.5 - 14.9	7,800
<b>Unmarried Couple</b>	27.2	16.5 - 37.9	9,000	n/r	n/r	n/r	25.6	9.2 - 41.9	5,100	n/r	n/r	n/r	31.5	14.3 - 48.8	1,700
<b>Separated</b>	26.9	9.6 - 44.1	2,700	n/r	n/r	n/r	n/r	n/r	n/r	n/r	n/r	n/r	n/r	n/r	n/r
<b>Divorced</b>	20.7	16.7 - 24.7	14,500	27.0	18.5 - 35.4	3,200	18.2	12.7 - 23.8	7,900	31.7	17.1 - 46.2	1,300	19.5	12.2 - 26.8	2,000
<b>Widowed</b>	9.5	6.7 - 12.3	5,600	9.1	3.9 - 14.2	700	8.9	5.3 - 12.5	3,800	5.9	0.6 - 11.1	200	16.8	8.4 - 25.3	900
<b>Never Married</b>	20.2	16.8 - 23.6	48,500	32.1	24.3 - 39.9	11,000	18.0	13.6 - 22.4	30,700	18.4	8.9 - 27.8	2,000	19.4	12.7 - 26.2	4,800

## Adults who Currently Smoke Cigarettes, for State and County, by Gender, DOH Race-Ethnicity, BRFSS Age Group, Education Level, Employment Status, Marital Status, Poverty Level, Healthcare Coverage, for the Years 2006 - 2010

*Note: Weighted numbers (#), percentages and 95% confidence intervals; Respondents aged 18 years and older;  
n/r (Not Reportable) - Represents cell size restriction of unweighted respondents < 50; n/a (Not Available) - Not asked of a subset of respondents*

*Note: Current smoker refers to adults who have smoked at least 100 cigarettes in their lifetime and currently smoke some days or every day.*

### Year: 2009

Poverty Level	Hawaii State			Hawaii			Honolulu			Kauai			Maui		
	%	C.I. (95%)	#	%	C.I. (95%)	#	%	C.I. (95%)	#	%	C.I. (95%)	#	%	C.I. (95%)	#
<b>0-130%</b>	24.2	20.5 - 27.8	49,300	32.2	25.5 - 38.9	12,300	22.1	17.0 - 27.3	28,500	22.2	11.4 - 33.0	2,200	23.4	16.8 - 30.0	6,300
<b>131-185%</b>	16.5	13.0 - 20.1	24,500	18.4	12.7 - 24.2	4,400	16.6	11.7 - 21.5	16,700	12.9	6.0 - 19.8	1,000	15.2	9.2 - 21.1	2,300
<b>186+%</b>	12.4	10.8 - 13.9	67,900	15.6	12.3 - 19.0	10,200	11.9	9.9 - 13.8	47,600	13.0	8.6 - 17.4	3,200	11.9	9.4 - 14.5	6,900

Health Care Coverage	Hawaii State			Hawaii			Honolulu			Kauai			Maui		
	%	C.I. (95%)	#	%	C.I. (95%)	#	%	C.I. (95%)	#	%	C.I. (95%)	#	%	C.I. (95%)	#
<b>Yes</b>	14.8	13.5 - 16.1	137,000	20.0	17.1 - 22.9	25,000	13.9	12.2 - 15.6	91,100	14.0	10.4 - 17.7	6,100	14.5	12.1 - 16.9	14,800
<b>No</b>	22.4	15.8 - 29.0	16,300	26.3	15.0 - 37.5	2,900	20.2	11.0 - 29.3	9,800	n/r	n/r	n/r	30.3	17.7 - 43.0	2,700

## Adults who Currently Smoke Cigarettes, for State and County, by Gender, DOH Race-Ethnicity, BRFSS Age Group, Education Level, Employment Status, Marital Status, Poverty Level, Healthcare Coverage, for the Years 2006 - 2010

*Note: Weighted numbers (#), percentages and 95% confidence intervals; Respondents aged 18 years and older;  
n/r (Not Reportable) - Represents cell size restriction of unweighted respondents < 50; n/a (Not Available) - Not asked of a subset of respondents*

*Note: Current smoker refers to adults who have smoked at least 100 cigarettes in their lifetime and currently smoke some days or every day.*

**Year: 2008**

State	Hawaii State			Hawaii			Honolulu			Kauai			Maui		
	%	C.I. (95%)	#	%	C.I. (95%)	#	%	C.I. (95%)	#	%	C.I. (95%)	#	%	C.I. (95%)	#
<b>Hawaii State</b>	15.4	14.1 - 16.8	154,000	18.9	16.1 - 21.6	25,400	14.8	13.0 - 16.5	104,000	13.1	9.8 - 16.3	6,400	16.5	13.5 - 19.5	18,100

Gender	Hawaii State			Hawaii			Honolulu			Kauai			Maui		
	%	C.I. (95%)	#	%	C.I. (95%)	#	%	C.I. (95%)	#	%	C.I. (95%)	#	%	C.I. (95%)	#
<b>Male</b>	18.2	15.9 - 20.4	89,700	19.3	15.0 - 23.6	12,700	18.1	15.2 - 21.0	62,900	16.3	10.8 - 21.8	4,000	18.2	13.3 - 23.2	10,100
<b>Female</b>	12.7	11.3 - 14.2	64,300	18.5	15.1 - 22.0	12,700	11.5	9.6 - 13.4	41,200	9.9	6.4 - 13.3	2,400	14.8	11.5 - 18.0	8,000



## Adults who Currently Smoke Cigarettes, for State and County, by Gender, DOH Race-Ethnicity, BRFSS Age Group, Education Level, Employment Status, Marital Status, Poverty Level, Healthcare Coverage, for the Years 2006 - 2010

*Note: Weighted numbers (#), percentages and 95% confidence intervals; Respondents aged 18 years and older;  
n/r (Not Reportable) - Represents cell size restriction of unweighted respondents < 50; n/a (Not Available) - Not asked of a subset of respondents*

*Note: Current smoker refers to adults who have smoked at least 100 cigarettes in their lifetime and currently smoke some days or every day.*

### Year: 2008

DOH Race-Ethnicity	Hawaii State			Hawaii			Honolulu			Kauai			Maui		
	%	C.I. (95%)	#	%	C.I. (95%)	#	%	C.I. (95%)	#	%	C.I. (95%)	#	%	C.I. (95%)	#
Caucasian	14.4	12.4 - 16.4	47,400	16.9	13.6 - 20.1	10,000	13.5	10.4 - 16.5	27,100	13.9	9.5 - 18.4	2,900	15.3	11.7 - 18.9	7,400
Native Hawaiian	21.2	17.2 - 25.2	29,200	23.2	15.9 - 30.6	5,800	20.6	14.9 - 26.3	17,900	26.9	11.4 - 42.4	1,600	19.6	12.8 - 26.3	3,800
Chinese	7.1	3.1 - 11.1	4,700	n/r	n/r	n/r	7.0	2.7 - 11.3	4,200	n/r	n/r	n/r	n/r	n/r	n/r
Filipino	17.8	13.4 - 22.1	25,600	20.9	11.4 - 30.5	2,800	18.0	12.3 - 23.7	18,200	6.2	1.8 - 10.6	700	21.4	10.1 - 32.7	3,900
Japanese	12.5	10.1 - 14.9	28,500	18.2	10.8 - 25.6	4,400	11.8	9.0 - 14.6	21,600	10.1	4.1 - 16.1	800	12.8	6.1 - 19.6	1,700
Black	22.1	10.7 - 33.6	3,100	n/r	n/r	n/r	20.1	7.6 - 32.5	2,400	n/r	n/r	n/r	n/r	n/r	n/r
Other Asian	13.3	4.8 - 21.8	3,200	n/r	n/r	n/r	14.4	4.7 - 24.1	3,000	n/r	n/r	n/r	n/r	n/r	n/r
Other Pacific Islander	29.6	16.0 - 43.2	7,100	n/r	n/r	n/r	35.4	19.6 - 51.1	6,900	n/r	n/r	n/r	n/r	n/r	n/r
Other	19.4	9.5 - 29.3	4,100	n/r	n/r	n/r	16.6	4.0 - 29.1	2,300	n/r	n/r	n/r	n/r	n/r	n/r

## Adults who Currently Smoke Cigarettes, for State and County, by Gender, DOH Race-Ethnicity, BRFSS Age Group, Education Level, Employment Status, Marital Status, Poverty Level, Healthcare Coverage, for the Years 2006 - 2010

*Note: Weighted numbers (#), percentages and 95% confidence intervals; Respondents aged 18 years and older;  
n/r (Not Reportable) - Represents cell size restriction of unweighted respondents < 50; n/a (Not Available) - Not asked of a subset of respondents*

*Note: Current smoker refers to adults who have smoked at least 100 cigarettes in their lifetime and currently smoke some days or every day.*

### Year: 2008

BRFSS Age Group	Hawaii State			Hawaii			Honolulu			Kauai			Maui		
	%	C.I. (95%)	#	%	C.I. (95%)	#	%	C.I. (95%)	#	%	C.I. (95%)	#	%	C.I. (95%)	#
18-24	18.7	13.3 - 24.1	23,000	26.7	13.8 - 39.7	4,300	19.2	12.4 - 26.1	17,600	n/r	n/r	n/r	5.4	0.0 - 11.2	600
25-34	20.8	16.7 - 25.0	37,200	22.0	13.8 - 30.2	5,400	20.9	15.5 - 26.3	26,400	n/r	n/r	n/r	23.0	12.3 - 33.8	4,500
35-44	16.0	13.0 - 18.9	28,500	25.0	18.2 - 31.7	5,400	14.3	10.6 - 18.0	18,300	16.7	7.0 - 26.4	1,300	16.6	10.8 - 22.5	3,500
45-54	18.3	15.4 - 21.3	32,400	18.7	14.1 - 23.3	4,800	17.5	13.4 - 21.6	20,700	15.9	9.5 - 22.3	1,600	23.5	16.5 - 30.6	5,300
55-64	13.4	11.1 - 15.7	20,100	16.5	12.0 - 21.0	3,700	12.1	9.0 - 15.1	12,200	19.4	12.6 - 26.1	1,700	14.2	9.2 - 19.2	2,500
65-74	9.7	7.3 - 12.2	8,700	10.4	5.9 - 15.0	1,300	9.2	6.0 - 12.4	5,800	5.7	0.7 - 10.7	300	14.6	8.1 - 21.1	1,300
75+	3.4	2.0 - 4.8	3,200	4.3	0.0 - 8.7	500	3.3	1.6 - 5.0	2,300	0.0	-	0	4.7	0.7 - 8.7	400

## Adults who Currently Smoke Cigarettes, for State and County, by Gender, DOH Race-Ethnicity, BRFSS Age Group, Education Level, Employment Status, Marital Status, Poverty Level, Healthcare Coverage, for the Years 2006 - 2010

*Note: Weighted numbers (#), percentages and 95% confidence intervals; Respondents aged 18 years and older;  
n/r (Not Reportable) - Represents cell size restriction of unweighted respondents < 50; n/a (Not Available) - Not asked of a subset of respondents*

*Note: Current smoker refers to adults who have smoked at least 100 cigarettes in their lifetime and currently smoke some days or every day.*

### Year: 2008

Education Level	Hawaii State			Hawaii			Honolulu			Kauai			Maui		
	%	C.I. (95%)	#	%	C.I. (95%)	#	%	C.I. (95%)	#	%	C.I. (95%)	#	%	C.I. (95%)	#
Never attended school/ Only Kindergarten to Grades 8	8.6	1.4 - 15.8	800	n/r	n/r	n/r	n/r	n/r	n/r	n/r	n/r	n/r	n/r	n/r	n/r
Grades 9 thru 11 (Some High School)	29.7	21.2 - 38.2	11,700	31.9	17.5 - 46.3	2,100	28.3	16.8 - 39.8	7,400	n/r	n/r	n/r	30.9	11.3 - 50.5	1,800
Grades 12 or GED (High School Grad)	21.7	18.6 - 24.7	63,500	23.4	18.0 - 28.8	10,700	21.8	17.6 - 26.0	42,300	15.3	8.3 - 22.2	2,500	21.6	15.4 - 27.9	8,100
College 1 to 3 years (Some College/ Tech)	15.9	13.5 - 18.2	45,200	21.4	16.1 - 26.6	8,500	15.0	11.9 - 18.0	30,300	8.5	4.6 - 12.5	1,200	17.7	12.9 - 22.5	5,300
College 4 years or more (College Grad)	8.8	7.3 - 10.4	32,600	9.7	6.3 - 13.0	4,000	8.5	6.5 - 10.5	23,400	13.7	8.6 - 18.7	2,300	8.3	4.9 - 11.7	3,000

## Adults who Currently Smoke Cigarettes, for State and County, by Gender, DOH Race-Ethnicity, BRFSS Age Group, Education Level, Employment Status, Marital Status, Poverty Level, Healthcare Coverage, for the Years 2006 - 2010

*Note: Weighted numbers (#), percentages and 95% confidence intervals; Respondents aged 18 years and older;  
n/r (Not Reportable) - Represents cell size restriction of unweighted respondents < 50; n/a (Not Available) - Not asked of a subset of respondents*

*Note: Current smoker refers to adults who have smoked at least 100 cigarettes in their lifetime and currently smoke some days or every day.*

### Year: 2008

Employment Status	Hawaii State			Hawaii			Honolulu			Kauai			Maui		
	%	C.I. (95%)	#	%	C.I. (95%)	#	%	C.I. (95%)	#	%	C.I. (95%)	#	%	C.I. (95%)	#
<b>Employed for wages</b>	16.6	14.7 - 18.5	89,700	19.5	15.2 - 23.7	13,200	16.2	13.8 - 18.6	62,900	15.1	9.8 - 20.4	3,900	16.7	12.1 - 21.3	9,700
<b>Self-Employed</b>	17.9	12.8 - 22.9	16,300	17.6	11.5 - 23.7	3,000	19.9	11.6 - 28.3	10,300	9.3	3.6 - 15.1	600	14.9	8.5 - 21.4	2,400
<b>Not Employed</b>	28.0	19.0 - 36.9	12,200	32.0	16.2 - 47.7	2,300	26.6	14.9 - 38.3	8,300	n/r	n/r	n/r	n/r	n/r	n/r
<b>Retired</b>	6.5	5.1 - 7.9	12,300	8.2	5.0 - 11.4	2,100	5.3	3.6 - 7.0	7,200	5.2	2.1 - 8.3	500	13.2	8.7 - 17.8	2,500
<b>Unable to work</b>	32.4	24.0 - 40.9	12,000	39.0	24.5 - 53.6	2,800	30.9	19.4 - 42.4	7,600	n/r	n/r	n/r	31.9	13.9 - 49.8	1,400
<b>Student</b>	5.0	1.8 - 8.3	2,200	n/r	n/r	n/r	2.5	0.0 - 5.6	900	n/r	n/r	n/r	n/r	n/r	n/r
<b>Homemaker</b>	16.8	11.4 - 22.2	8,600	25.7	13.2 - 38.1	1,500	16.4	9.5 - 23.4	6,100	n/r	n/r	n/r	9.3	1.4 - 17.2	500

## Adults who Currently Smoke Cigarettes, for State and County, by Gender, DOH Race-Ethnicity, BRFSS Age Group, Education Level, Employment Status, Marital Status, Poverty Level, Healthcare Coverage, for the Years 2006 - 2010

*Note: Weighted numbers (#), percentages and 95% confidence intervals; Respondents aged 18 years and older;  
n/r (Not Reportable) - Represents cell size restriction of unweighted respondents < 50; n/a (Not Available) - Not asked of a subset of respondents*

*Note: Current smoker refers to adults who have smoked at least 100 cigarettes in their lifetime and currently smoke some days or every day.*

**Year: 2008**

Employment Status (Grouped)	Hawaii State			Hawaii			Honolulu			Kauai			Maui		
	%	C.I. (95%)	#	%	C.I. (95%)	#	%	C.I. (95%)	#	%	C.I. (95%)	#	%	C.I. (95%)	#
<b>Employed</b>	16.8	15.0 - 18.6	106,000	19.1	15.5 - 22.7	16,200	16.6	14.3 - 19.0	73,200	13.9	9.6 - 18.3	4,500	16.3	12.5 - 20.2	12,000
<b>Unemployed</b>	28.0	19.0 - 36.9	12,200	32.0	16.2 - 47.7	2,300	26.6	14.9 - 38.3	8,300	n/r	n/r	n/r	n/r	n/r	n/r
<b>Retired/Unable to work</b>	10.7	8.8 - 12.7	24,300	14.9	10.4 - 19.5	4,900	9.2	6.8 - 11.7	14,700	6.9	3.5 - 10.4	800	16.8	11.6 - 21.9	3,900
<b>Student/Homemaker</b>	11.4	8.0 - 14.8	10,800	20.8	10.6 - 30.9	2,100	9.8	5.7 - 13.8	7,000	n/r	n/r	n/r	12.2	3.9 - 20.5	1,100

## Adults who Currently Smoke Cigarettes, for State and County, by Gender, DOH Race-Ethnicity, BRFSS Age Group, Education Level, Employment Status, Marital Status, Poverty Level, Healthcare Coverage, for the Years 2006 - 2010

*Note: Weighted numbers (#), percentages and 95% confidence intervals; Respondents aged 18 years and older;  
n/r (Not Reportable) - Represents cell size restriction of unweighted respondents < 50; n/a (Not Available) - Not asked of a subset of respondents*

*Note: Current smoker refers to adults who have smoked at least 100 cigarettes in their lifetime and currently smoke some days or every day.*

**Year: 2008**

Marital Status	Hawaii State			Hawaii			Honolulu			Kauai			Maui		
	%	C.I. (95%)	#	%	C.I. (95%)	#	%	C.I. (95%)	#	%	C.I. (95%)	#	%	C.I. (95%)	#
<b>Married</b>	12.0	10.6 - 13.5	70,800	12.0	9.4 - 14.6	9,200	11.8	10.0 - 13.7	49,700	10.7	7.1 - 14.4	3,100	14.0	10.6 - 17.5	8,800
<b>Unmarried Couple</b>	31.1	21.1 - 41.2	8,400	n/r	n/r	n/r	38.3	21.3 - 55.3	4,800	n/r	n/r	n/r	24.4	8.6 - 40.2	1,600
<b>Separated</b>	32.7	15.9 - 49.5	3,700	n/r	n/r	n/r	n/r	n/r	n/r	n/r	n/r	n/r	n/r	n/r	n/r
<b>Divorced</b>	23.6	19.5 - 27.7	17,300	27.6	20.1 - 35.2	3,200	24.1	18.2 - 30.1	11,200	22.1	10.1 - 34.1	1,000	17.5	10.7 - 24.3	1,900
<b>Widowed</b>	9.6	5.9 - 13.3	5,500	10.7	4.5 - 17.0	800	8.0	3.2 - 12.9	3,300	6.5	1.1 - 11.8	200	19.6	9.0 - 30.1	1,300
<b>Never Married</b>	20.2	16.5 - 23.9	48,000	32.2	23.5 - 40.8	9,900	18.6	14.0 - 23.1	32,800	11.4	4.0 - 18.9	1,000	20.2	11.0 - 29.4	4,300

## Adults who Currently Smoke Cigarettes, for State and County, by Gender, DOH Race-Ethnicity, BRFSS Age Group, Education Level, Employment Status, Marital Status, Poverty Level, Healthcare Coverage, for the Years 2006 - 2010

*Note: Weighted numbers (#), percentages and 95% confidence intervals; Respondents aged 18 years and older;  
n/r (Not Reportable) - Represents cell size restriction of unweighted respondents < 50; n/a (Not Available) - Not asked of a subset of respondents*

*Note: Current smoker refers to adults who have smoked at least 100 cigarettes in their lifetime and currently smoke some days or every day.*

### Year: 2008

Poverty Level	Hawaii State			Hawaii			Honolulu			Kauai			Maui		
	%	C.I. (95%)	#	%	C.I. (95%)	#	%	C.I. (95%)	#	%	C.I. (95%)	#	%	C.I. (95%)	#
<b>0-130%</b>	24.9	21.0 - 28.9	45,000	31.1	23.8 - 38.4	10,900	23.0	17.6 - 28.4	26,700	19.3	8.1 - 30.4	1,700	27.4	17.3 - 37.6	5,800
<b>131-185%</b>	19.5	14.5 - 24.5	22,900	20.0	13.1 - 27.0	3,300	20.5	13.6 - 27.4	16,500	19.0	8.0 - 30.0	1,300	13.5	6.1 - 20.9	1,900
<b>186+%</b>	12.5	11.1 - 14.0	75,500	13.0	10.2 - 15.7	9,500	12.5	10.6 - 14.3	54,400	10.6	7.5 - 13.6	3,100	13.5	10.6 - 16.4	8,500

Health Care Coverage	Hawaii State			Hawaii			Honolulu			Kauai			Maui		
	%	C.I. (95%)	#	%	C.I. (95%)	#	%	C.I. (95%)	#	%	C.I. (95%)	#	%	C.I. (95%)	#
<b>Yes</b>	14.4	13.1 - 15.7	134,300	18.0	15.2 - 20.8	21,900	13.8	12.1 - 15.4	91,600	11.0	8.1 - 13.8	4,900	15.7	12.7 - 18.8	16,000
<b>No</b>	30.7	22.5 - 38.9	19,300	27.6	17.0 - 38.2	3,600	31.9	19.3 - 44.6	12,000	n/r	n/r	n/r	27.3	14.3 - 40.2	2,200

## Adults who Currently Smoke Cigarettes, for State and County, by Gender, DOH Race-Ethnicity, BRFSS Age Group, Education Level, Employment Status, Marital Status, Poverty Level, Healthcare Coverage, for the Years 2006 - 2010

*Note: Weighted numbers (#), percentages and 95% confidence intervals; Respondents aged 18 years and older;  
n/r (Not Reportable) - Represents cell size restriction of unweighted respondents < 50; n/a (Not Available) - Not asked of a subset of respondents*

*Note: Current smoker refers to adults who have smoked at least 100 cigarettes in their lifetime and currently smoke some days or every day.*

**Year: 2007**

State	Hawaii State			Hawaii			Honolulu			Kauai			Maui		
	%	C.I. (95%)	#	%	C.I. (95%)	#	%	C.I. (95%)	#	%	C.I. (95%)	#	%	C.I. (95%)	#
<b>Hawaii State</b>	17.0	15.6 - 18.4	167,300	19.4	16.6 - 22.1	24,900	16.5	14.7 - 18.3	115,700	17.5	13.5 - 21.5	8,200	17.2	14.4 - 20.0	18,500

Gender	Hawaii State			Hawaii			Honolulu			Kauai			Maui		
	%	C.I. (95%)	#	%	C.I. (95%)	#	%	C.I. (95%)	#	%	C.I. (95%)	#	%	C.I. (95%)	#
<b>Male</b>	19.7	17.4 - 22.0	96,100	20.6	16.3 - 25.0	13,100	19.5	16.6 - 22.5	67,800	22.9	16.3 - 29.5	5,300	18.5	13.8 - 23.2	9,900
<b>Female</b>	14.3	12.8 - 15.8	71,300	18.1	14.8 - 21.4	11,900	13.5	11.5 - 15.5	47,900	12.2	7.7 - 16.7	2,900	15.9	12.8 - 18.9	8,600



## Adults who Currently Smoke Cigarettes, for State and County, by Gender, DOH Race-Ethnicity, BRFSS Age Group, Education Level, Employment Status, Marital Status, Poverty Level, Healthcare Coverage, for the Years 2006 - 2010

*Note: Weighted numbers (#), percentages and 95% confidence intervals; Respondents aged 18 years and older;  
n/r (Not Reportable) - Represents cell size restriction of unweighted respondents < 50; n/a (Not Available) - Not asked of a subset of respondents*

*Note: Current smoker refers to adults who have smoked at least 100 cigarettes in their lifetime and currently smoke some days or every day.*

**Year: 2007**

DOH Race-Ethnicity	Hawaii State			Hawaii			Honolulu			Kauai			Maui		
	%	C.I. (95%)	#	%	C.I. (95%)	#	%	C.I. (95%)	#	%	C.I. (95%)	#	%	C.I. (95%)	#
<b>Caucasian</b>	15.4	13.5 - 17.3	48,300	18.0	14.3 - 21.6	10,100	15.3	12.6 - 18.1	29,500	9.8	6.3 - 13.2	1,900	15.2	11.8 - 18.7	6,800
<b>Native Hawaiian</b>	24.3	20.4 - 28.3	32,800	27.4	20.2 - 34.7	6,900	22.2	16.7 - 27.6	19,100	36.3	21.2 - 51.5	2,200	26.2	17.7 - 34.8	4,600
<b>Chinese</b>	11.1	4.9 - 17.2	6,100	n/r	n/r	n/r	11.5	4.9 - 18.1	5,800	n/r	n/r	n/r	n/r	n/r	n/r
<b>Filipino</b>	16.4	12.2 - 20.5	28,400	18.6	9.2 - 28.0	3,200	16.0	10.7 - 21.3	20,300	21.6	11.3 - 32.0	2,200	13.8	5.9 - 21.8	2,700
<b>Japanese</b>	13.6	11.1 - 16.2	29,400	10.9	6.2 - 15.5	2,000	13.9	10.8 - 16.9	24,200	17.8	7.9 - 27.7	1,300	12.2	6.7 - 17.6	1,900
<b>Black</b>	22.4	9.5 - 35.2	3,700	n/r	n/r	n/r	n/r	n/r	n/r	n/r	n/r	n/r	n/r	n/r	n/r
<b>Other Asian</b>	14.9	7.5 - 22.3	3,200	n/r	n/r	n/r	14.5	6.5 - 22.4	2,900	n/r	n/r	n/r	n/r	n/r	n/r
<b>Other Pacific Islander</b>	29.9	16.6 - 43.2	6,800	n/r	n/r	n/r	30.7	15.2 - 46.3	5,800	n/r	n/r	n/r	n/r	n/r	n/r
<b>Other</b>	34.2	22.5 - 46.0	7,700	n/r	n/r	n/r	n/r	n/r	n/r	n/r	n/r	n/r	n/r	n/r	n/r

## Adults who Currently Smoke Cigarettes, for State and County, by Gender, DOH Race-Ethnicity, BRFSS Age Group, Education Level, Employment Status, Marital Status, Poverty Level, Healthcare Coverage, for the Years 2006 - 2010

*Note: Weighted numbers (#), percentages and 95% confidence intervals; Respondents aged 18 years and older;  
n/r (Not Reportable) - Represents cell size restriction of unweighted respondents < 50; n/a (Not Available) - Not asked of a subset of respondents*

*Note: Current smoker refers to adults who have smoked at least 100 cigarettes in their lifetime and currently smoke some days or every day.*

### Year: 2007

BRFSS Age Group	Hawaii State			Hawaii			Honolulu			Kauai			Maui		
	%	C.I. (95%)	#	%	C.I. (95%)	#	%	C.I. (95%)	#	%	C.I. (95%)	#	%	C.I. (95%)	#
18-24	21.7	15.9 - 27.4	27,200	36.3	23.7 - 48.8	6,300	20.3	13.0 - 27.5	18,700	n/r	n/r	n/r	8.5	1.4 - 15.7	900
25-34	24.3	19.9 - 28.7	38,900	22.2	14.5 - 29.8	4,500	24.3	18.6 - 30.0	27,900	18.6	5.6 - 31.5	1,300	29.5	18.6 - 40.3	5,100
35-44	17.1	14.1 - 20.0	29,800	16.9	11.0 - 22.8	3,400	16.9	13.0 - 20.8	21,300	24.0	14.0 - 34.0	1,800	15.8	10.9 - 20.6	3,300
45-54	17.7	15.2 - 20.2	32,800	20.5	15.8 - 25.2	5,300	16.5	13.1 - 19.9	20,900	21.7	13.6 - 29.7	2,200	19.0	13.8 - 24.3	4,500
55-64	15.2	12.7 - 17.7	23,600	17.9	13.5 - 22.2	3,900	14.1	10.8 - 17.4	15,200	12.8	7.2 - 18.4	1,100	19.3	13.2 - 25.5	3,400
65-74	10.0	7.2 - 12.7	8,400	8.4	4.3 - 12.5	1,000	10.8	7.1 - 14.5	6,400	11.3	3.9 - 18.6	500	5.7	2.0 - 9.4	500
75+	6.8	4.0 - 9.5	6,600	5.4	1.9 - 9.0	700	7.2	3.6 - 10.7	5,100	1.7	0.0 - 4.2	100	8.4	2.5 - 14.3	700

## Adults who Currently Smoke Cigarettes, for State and County, by Gender, DOH Race-Ethnicity, BRFSS Age Group, Education Level, Employment Status, Marital Status, Poverty Level, Healthcare Coverage, for the Years 2006 - 2010

*Note: Weighted numbers (#), percentages and 95% confidence intervals; Respondents aged 18 years and older;  
n/r (Not Reportable) - Represents cell size restriction of unweighted respondents < 50; n/a (Not Available) - Not asked of a subset of respondents*

*Note: Current smoker refers to adults who have smoked at least 100 cigarettes in their lifetime and currently smoke some days or every day.*

**Year: 2007**

Education Level	Hawaii State			Hawaii			Honolulu			Kauai			Maui		
	%	C.I. (95%)	#	%	C.I. (95%)	#	%	C.I. (95%)	#	%	C.I. (95%)	#	%	C.I. (95%)	#
Never attended school/ Only Kindergarten to Grades 8	10.6	0.0 - 21.8	1,600	n/r	n/r	n/r	n/r	n/r	n/r	n/r	n/r	n/r	n/r	n/r	n/r
Grades 9 thru 11 (Some High School)	33.2	24.7 - 41.7	12,600	37.7	22.3 - 53.1	2,700	33.5	21.9 - 45.1	8,400	n/r	n/r	n/r	n/r	n/r	n/r
Grades 12 or GED (High School Grad)	23.2	20.3 - 26.1	71,900	24.8	19.7 - 29.8	11,500	23.2	19.2 - 27.2	48,600	27.3	18.3 - 36.3	4,300	19.7	15.1 - 24.3	7,500
College 1 to 3 years (Some College/ Tech)	17.4	14.9 - 19.9	50,500	19.2	13.9 - 24.4	6,800	16.5	13.3 - 19.8	34,000	18.3	11.5 - 25.1	2,800	20.5	14.3 - 26.7	6,900
College 4 years or more (College Grad)	9.1	7.5 - 10.8	30,200	9.5	6.4 - 12.6	3,600	9.2	7.1 - 11.3	23,000	6.8	3.5 - 10.0	900	9.3	6.0 - 12.5	2,700

## Adults who Currently Smoke Cigarettes, for State and County, by Gender, DOH Race-Ethnicity, BRFSS Age Group, Education Level, Employment Status, Marital Status, Poverty Level, Healthcare Coverage, for the Years 2006 - 2010

*Note: Weighted numbers (#), percentages and 95% confidence intervals; Respondents aged 18 years and older;  
n/r (Not Reportable) - Represents cell size restriction of unweighted respondents < 50; n/a (Not Available) - Not asked of a subset of respondents*

*Note: Current smoker refers to adults who have smoked at least 100 cigarettes in their lifetime and currently smoke some days or every day.*

**Year: 2007**

Employment Status	Hawaii State			Hawaii			Honolulu			Kauai			Maui		
	%	C.I. (95%)	#	%	C.I. (95%)	#	%	C.I. (95%)	#	%	C.I. (95%)	#	%	C.I. (95%)	#
<b>Employed for wages</b>	19.2	17.2 - 21.2	107,300	20.1	15.9 - 24.4	13,100	18.9	16.3 - 21.5	76,200	21.2	15.2 - 27.3	5,800	19.3	15.1 - 23.5	12,200
<b>Self-Employed</b>	18.1	14.2 - 22.1	13,600	18.5	12.4 - 24.5	3,000	18.8	12.4 - 25.1	7,800	13.6	4.4 - 22.8	700	17.4	10.8 - 24.1	2,100
<b>Not Employed</b>	26.0	16.6 - 35.4	8,400	n/r	n/r	n/r	23.3	11.3 - 35.3	5,400	n/r	n/r	n/r	n/r	n/r	n/r
<b>Retired</b>	8.2	6.4 - 10.0	16,100	8.9	6.1 - 11.8	2,400	8.0	5.7 - 10.4	11,400	7.1	3.3 - 11.0	700	8.8	5.1 - 12.4	1,700
<b>Unable to work</b>	31.4	22.6 - 40.2	9,800	36.5	22.8 - 50.2	2,200	31.2	19.1 - 43.3	6,600	n/r	n/r	n/r	25.4	11.7 - 39.1	800
<b>Student</b>	9.9	4.3 - 15.5	4,000	n/r	n/r	n/r	9.2	2.8 - 15.5	3,100	n/r	n/r	n/r	n/r	n/r	n/r
<b>Homemaker</b>	16.2	11.6 - 20.8	8,100	26.3	13.1 - 39.5	1,800	14.1	8.7 - 19.5	5,200	n/r	n/r	n/r	16.0	3.8 - 28.2	700

## Adults who Currently Smoke Cigarettes, for State and County, by Gender, DOH Race-Ethnicity, BRFSS Age Group, Education Level, Employment Status, Marital Status, Poverty Level, Healthcare Coverage, for the Years 2006 - 2010

*Note: Weighted numbers (#), percentages and 95% confidence intervals; Respondents aged 18 years and older;  
n/r (Not Reportable) - Represents cell size restriction of unweighted respondents < 50; n/a (Not Available) - Not asked of a subset of respondents*

*Note: Current smoker refers to adults who have smoked at least 100 cigarettes in their lifetime and currently smoke some days or every day.*

**Year: 2007**

Employment Status (Grouped)	Hawaii State			Hawaii			Honolulu			Kauai			Maui		
	%	C.I. (95%)	#	%	C.I. (95%)	#	%	C.I. (95%)	#	%	C.I. (95%)	#	%	C.I. (95%)	#
<b>Employed</b>	19.1	17.2 - 20.9	120,900	19.8	16.2 - 23.4	16,100	18.9	16.4 - 21.3	84,000	20.0	14.7 - 25.3	6,500	19.0	15.3 - 22.7	14,300
<b>Unemployed</b>	26.0	16.6 - 35.4	8,400	n/r	n/r	n/r	23.3	11.3 - 35.3	5,400	n/r	n/r	n/r	n/r	n/r	n/r
<b>Retired/Unable to work</b>	11.4	9.3 - 13.4	25,900	13.9	10.3 - 17.5	4,600	11.1	8.4 - 13.7	18,000	8.2	4.3 - 12.2	800	11.2	7.5 - 14.9	2,500
<b>Student/Homemaker</b>	13.4	9.8 - 17.0	12,100	25.4	14.2 - 36.6	2,500	11.7	7.6 - 15.9	8,300	n/r	n/r	n/r	12.6	4.3 - 21.0	900

## Adults who Currently Smoke Cigarettes, for State and County, by Gender, DOH Race-Ethnicity, BRFSS Age Group, Education Level, Employment Status, Marital Status, Poverty Level, Healthcare Coverage, for the Years 2006 - 2010

*Note: Weighted numbers (#), percentages and 95% confidence intervals; Respondents aged 18 years and older;  
n/r (Not Reportable) - Represents cell size restriction of unweighted respondents < 50; n/a (Not Available) - Not asked of a subset of respondents*

*Note: Current smoker refers to adults who have smoked at least 100 cigarettes in their lifetime and currently smoke some days or every day.*

**Year: 2007**

Marital Status	Hawaii State			Hawaii			Honolulu			Kauai			Maui		
	%	C.I. (95%)	#	%	C.I. (95%)	#	%	C.I. (95%)	#	%	C.I. (95%)	#	%	C.I. (95%)	#
<b>Married</b>	13.3	11.9 - 14.7	77,900	14.8	11.9 - 17.8	11,000	12.9	11.1 - 14.8	54,300	13.8	9.7 - 18.0	4,000	13.8	10.8 - 16.8	8,600
<b>Unmarried Couple</b>	29.2	19.8 - 38.6	7,800	n/r	n/r	n/r	n/r	n/r	n/r	n/r	n/r	n/r	27.3	12.9 - 41.8	1,500
<b>Separated</b>	27.1	11.8 - 42.4	2,700	n/r	n/r	n/r	n/r	n/r	n/r	n/r	n/r	n/r	n/r	n/r	n/r
<b>Divorced</b>	19.2	15.6 - 22.8	14,200	20.5	13.5 - 27.5	2,000	18.9	14.0 - 23.8	9,500	23.4	11.9 - 35.0	1,000	17.7	10.9 - 24.6	1,700
<b>Widowed</b>	13.4	9.7 - 17.1	7,800	13.4	7.5 - 19.3	1,100	13.0	8.1 - 17.9	5,400	8.6	1.9 - 15.3	300	19.0	9.2 - 28.7	1,000
<b>Never Married</b>	24.8	20.7 - 28.8	57,000	31.4	23.5 - 39.2	9,400	23.9	18.7 - 29.1	40,000	26.3	13.2 - 39.4	2,400	22.1	13.5 - 30.8	5,200

## Adults who Currently Smoke Cigarettes, for State and County, by Gender, DOH Race-Ethnicity, BRFSS Age Group, Education Level, Employment Status, Marital Status, Poverty Level, Healthcare Coverage, for the Years 2006 - 2010

*Note: Weighted numbers (#), percentages and 95% confidence intervals; Respondents aged 18 years and older;  
n/r (Not Reportable) - Represents cell size restriction of unweighted respondents < 50; n/a (Not Available) - Not asked of a subset of respondents*

*Note: Current smoker refers to adults who have smoked at least 100 cigarettes in their lifetime and currently smoke some days or every day.*

### Year: 2007

Poverty Level	Hawaii State			Hawaii			Honolulu			Kauai			Maui		
	%	C.I. (95%)	#	%	C.I. (95%)	#	%	C.I. (95%)	#	%	C.I. (95%)	#	%	C.I. (95%)	#
<b>0-130%</b>	25.5	21.8 - 29.2	51,500	27.5	21.0 - 34.0	9,400	25.6	20.5 - 30.6	34,500	21.7	11.7 - 31.8	2,100	23.8	15.8 - 31.9	5,600
<b>131-185%</b>	20.3	15.4 - 25.2	23,600	20.1	11.8 - 28.4	3,500	20.1	13.4 - 26.8	15,900	15.3	4.1 - 26.6	1,000	24.8	15.8 - 33.9	3,200
<b>186+%</b>	13.1	11.7 - 14.5	76,000	14.8	12.1 - 17.5	9,800	12.7	10.9 - 14.4	53,600	16.4	11.7 - 21.1	4,400	12.8	9.9 - 15.8	8,200

Health Care Coverage	Hawaii State			Hawaii			Honolulu			Kauai			Maui		
	%	C.I. (95%)	#	%	C.I. (95%)	#	%	C.I. (95%)	#	%	C.I. (95%)	#	%	C.I. (95%)	#
<b>Yes</b>	16.2	14.8 - 17.6	150,000	18.1	15.3 - 20.9	21,400	15.9	14.1 - 17.7	105,800	16.0	12.0 - 19.9	7,000	16.1	13.1 - 19.0	15,900
<b>No</b>	29.2	21.9 - 36.6	17,000	33.9	23.3 - 44.5	3,400	27.4	16.3 - 38.5	9,900	36.7	17.8 - 55.5	1,300	28.6	18.0 - 39.3	2,500

## Adults who Currently Smoke Cigarettes, for State and County, by Gender, DOH Race-Ethnicity, BRFSS Age Group, Education Level, Employment Status, Marital Status, Poverty Level, Healthcare Coverage, for the Years 2006 - 2010

*Note: Weighted numbers (#), percentages and 95% confidence intervals; Respondents aged 18 years and older;  
n/r (Not Reportable) - Represents cell size restriction of unweighted respondents < 50; n/a (Not Available) - Not asked of a subset of respondents*

*Note: Current smoker refers to adults who have smoked at least 100 cigarettes in their lifetime and currently smoke some days or every day.*

**Year: 2006**

State	Hawaii State			Hawaii			Honolulu			Kauai			Maui		
	%	C.I. (95%)	#	%	C.I. (95%)	#	%	C.I. (95%)	#	%	C.I. (95%)	#	%	C.I. (95%)	#
<b>Hawaii State</b>	17.5	16.2 - 18.9	170,600	19.2	16.6 - 21.8	23,300	17.1	15.3 - 18.8	119,100	17.7	14.1 - 21.2	8,400	18.7	15.8 - 21.6	19,700

Gender	Hawaii State			Hawaii			Honolulu			Kauai			Maui		
	%	C.I. (95%)	#	%	C.I. (95%)	#	%	C.I. (95%)	#	%	C.I. (95%)	#	%	C.I. (95%)	#
<b>Male</b>	19.2	17.1 - 21.3	92,200	21.4	17.2 - 25.6	12,800	18.9	16.2 - 21.6	64,900	21.3	15.6 - 27.1	5,100	18.0	13.5 - 22.5	9,400
<b>Female</b>	15.9	14.3 - 17.6	78,400	17.0	13.8 - 20.3	10,500	15.3	13.2 - 17.4	54,200	14.0	9.9 - 18.2	3,300	19.5	15.8 - 23.1	10,300



## Adults who Currently Smoke Cigarettes, for State and County, by Gender, DOH Race-Ethnicity, BRFSS Age Group, Education Level, Employment Status, Marital Status, Poverty Level, Healthcare Coverage, for the Years 2006 - 2010

*Note: Weighted numbers (#), percentages and 95% confidence intervals; Respondents aged 18 years and older;  
n/r (Not Reportable) - Represents cell size restriction of unweighted respondents < 50; n/a (Not Available) - Not asked of a subset of respondents*

*Note: Current smoker refers to adults who have smoked at least 100 cigarettes in their lifetime and currently smoke some days or every day.*

### Year: 2006

DOH Race-Ethnicity	Hawaii State			Hawaii			Honolulu			Kauai			Maui		
	%	C.I. (95%)	#	%	C.I. (95%)	#	%	C.I. (95%)	#	%	C.I. (95%)	#	%	C.I. (95%)	#
<b>Caucasian</b>	16.7	14.7 - 18.6	53,200	17.3	13.8 - 20.8	9,800	17.0	14.2 - 19.9	33,200	15.5	10.9 - 20.0	3,200	15.0	11.4 - 18.5	6,900
<b>Native Hawaiian</b>	27.4	22.9 - 32.0	33,100	23.3	16.4 - 30.3	4,900	28.4	21.9 - 34.9	21,900	21.9	10.0 - 33.8	1,500	30.6	21.6 - 39.5	4,900
<b>Chinese</b>	9.8	4.7 - 14.9	4,600	n/r	n/r	n/r	7.8	2.4 - 13.2	3,300	n/r	n/r	n/r	n/r	n/r	n/r
<b>Filipino</b>	15.0	11.5 - 18.5	23,100	21.8	11.4 - 32.1	2,700	12.9	8.6 - 17.2	14,600	23.5	13.7 - 33.3	2,000	19.3	11.1 - 27.4	3,800
<b>Japanese</b>	16.3	13.3 - 19.2	33,800	13.5	8.2 - 18.7	2,500	16.5	13.1 - 20.0	28,200	21.1	10.9 - 31.3	1,400	14.4	8.0 - 20.8	1,800
<b>Black</b>	6.6	0.0 - 13.4	1,000	n/r	n/r	n/r	n/r	n/r	n/r	n/r	n/r	n/r	n/r	n/r	n/r
<b>Other Asian</b>	19.1	10.3 - 28.0	5,600	n/r	n/r	n/r	19.7	10.1 - 29.3	5,200	n/r	n/r	n/r	n/r	n/r	n/r
<b>Other Pacific Islander</b>	16.8	6.5 - 27.0	4,300	n/r	n/r	n/r	17.9	6.6 - 29.3	4,100	n/r	n/r	n/r	n/r	n/r	n/r
<b>Mixed Ethnicity</b>	26.2	15.7 - 36.7	6,300	n/r	n/r	n/r	26.4	13.6 - 39.2	5,000	n/r	n/r	n/r	n/r	n/r	n/r
<b>Other</b>	20.6	11.8 - 29.3	4,500	n/r	n/r	n/r	16.6	6.1 - 27.1	2,200	n/r	n/r	n/r	n/r	n/r	n/r

## Adults who Currently Smoke Cigarettes, for State and County, by Gender, DOH Race-Ethnicity, BRFSS Age Group, Education Level, Employment Status, Marital Status, Poverty Level, Healthcare Coverage, for the Years 2006 - 2010

*Note: Weighted numbers (#), percentages and 95% confidence intervals; Respondents aged 18 years and older;  
n/r (Not Reportable) - Represents cell size restriction of unweighted respondents < 50; n/a (Not Available) - Not asked of a subset of respondents*

*Note: Current smoker refers to adults who have smoked at least 100 cigarettes in their lifetime and currently smoke some days or every day.*

### Year: 2006

BRFSS Age Group	Hawaii State			Hawaii			Honolulu			Kauai			Maui		
	%	C.I. (95%)	#	%	C.I. (95%)	#	%	C.I. (95%)	#	%	C.I. (95%)	#	%	C.I. (95%)	#
18-24	19.1	14.0 - 24.3	23,500	16.1	6.4 - 25.8	2,600	20.0	13.2 - 26.7	17,600	n/r	n/r	n/r	21.0	9.4 - 32.6	2,600
25-34	23.5	19.6 - 27.4	38,100	35.0	26.2 - 43.9	6,100	22.2	17.3 - 27.1	26,700	23.8	11.9 - 35.7	1,600	20.8	12.5 - 29.1	3,600
35-44	19.2	16.1 - 22.3	34,000	21.6	15.0 - 28.1	4,200	18.0	14.0 - 22.0	23,200	22.5	13.0 - 32.1	1,800	23.2	15.8 - 30.5	4,700
45-54	23.4	20.4 - 26.4	42,000	21.8	16.5 - 27.1	5,500	23.8	19.7 - 28.0	29,100	30.0	21.6 - 38.4	2,900	20.0	14.4 - 25.5	4,500
55-64	13.5	10.9 - 16.1	19,800	19.4	14.3 - 24.5	3,800	12.0	8.6 - 15.4	12,300	11.2	5.1 - 17.3	900	17.1	11.4 - 22.8	2,700
65-74	8.7	6.1 - 11.2	7,200	8.1	3.8 - 12.5	900	8.3	5.0 - 11.6	5,000	7.5	1.5 - 13.6	300	12.3	6.9 - 17.7	1,000
75+	5.0	3.0 - 7.1	4,700	0.9	0.0 - 2.3	100	5.5	2.9 - 8.2	3,800	5.0	0.0 - 10.5	200	6.9	0.8 - 13.0	600

## Adults who Currently Smoke Cigarettes, for State and County, by Gender, DOH Race-Ethnicity, BRFSS Age Group, Education Level, Employment Status, Marital Status, Poverty Level, Healthcare Coverage, for the Years 2006 - 2010

*Note: Weighted numbers (#), percentages and 95% confidence intervals; Respondents aged 18 years and older;  
n/r (Not Reportable) - Represents cell size restriction of unweighted respondents < 50; n/a (Not Available) - Not asked of a subset of respondents*

*Note: Current smoker refers to adults who have smoked at least 100 cigarettes in their lifetime and currently smoke some days or every day.*

### Year: 2006

Education Level	Hawaii State			Hawaii			Honolulu			Kauai			Maui		
	%	C.I. (95%)	#	%	C.I. (95%)	#	%	C.I. (95%)	#	%	C.I. (95%)	#	%	C.I. (95%)	#
Never attended school/ Only Kindergarten to Grades 8	14.7	6.3 - 23.2	2,400	n/r	n/r	n/r	17.9	5.8 - 30.0	1,900	n/r	n/r	n/r	n/r	n/r	n/r
Grades 9 thru 11 (Some High School)	33.8	25.2 - 42.5	13,700	34.3	21.2 - 47.4	2,900	35.7	23.2 - 48.1	9,200	n/r	n/r	n/r	25.7	10.4 - 41.1	1,200
Grades 12 or GED (High School Grad)	24.7	21.8 - 27.6	71,800	23.9	18.5 - 29.3	9,300	24.9	21.0 - 28.8	49,900	22.9	15.9 - 29.9	3,900	25.6	19.7 - 31.6	8,700
College 1 to 3 years (Some College/ Tech)	18.2	15.8 - 20.5	51,000	20.2	15.3 - 25.1	6,800	17.0	14.0 - 20.0	34,600	19.7	12.9 - 26.6	2,700	22.9	16.9 - 28.9	6,900
College 4 years or more (College Grad)	9.2	7.6 - 10.9	31,700	11.3	8.2 - 14.5	4,400	9.2	7.1 - 11.3	23,500	8.1	4.2 - 12.0	1,100	7.9	4.9 - 10.8	2,700

## Adults who Currently Smoke Cigarettes, for State and County, by Gender, DOH Race-Ethnicity, BRFSS Age Group, Education Level, Employment Status, Marital Status, Poverty Level, Healthcare Coverage, for the Years 2006 - 2010

*Note: Weighted numbers (#), percentages and 95% confidence intervals; Respondents aged 18 years and older;  
n/r (Not Reportable) - Represents cell size restriction of unweighted respondents < 50; n/a (Not Available) - Not asked of a subset of respondents*

*Note: Current smoker refers to adults who have smoked at least 100 cigarettes in their lifetime and currently smoke some days or every day.*

### Year: 2006

Employment Status	Hawaii State			Hawaii			Honolulu			Kauai			Maui		
	%	C.I. (95%)	#	%	C.I. (95%)	#	%	C.I. (95%)	#	%	C.I. (95%)	#	%	C.I. (95%)	#
<b>Employed for wages</b>	19.0	17.1 - 20.8	106,000	21.3	17.4 - 25.2	13,100	18.5	16.1 - 20.8	75,900	20.8	15.6 - 26.0	5,300	19.2	15.2 - 23.1	11,600
<b>Self-Employed</b>	18.5	13.8 - 23.3	12,600	20.1	13.0 - 27.1	2,900	18.9	11.2 - 26.7	6,800	12.4	4.5 - 20.4	600	18.2	9.3 - 27.2	2,300
<b>Not Employed</b>	35.9	25.9 - 45.9	12,800	n/r	n/r	n/r	38.1	24.6 - 51.6	9,100	n/r	n/r	n/r	n/r	n/r	n/r
<b>Retired</b>	7.7	6.0 - 9.4	14,400	6.5	4.1 - 9.0	1,600	7.4	5.2 - 9.6	9,900	6.8	2.7 - 10.8	600	11.9	7.4 - 16.3	2,300
<b>Unable to work</b>	33.3	25.4 - 41.2	10,300	40.2	27.0 - 53.4	2,800	32.3	20.6 - 44.0	5,900	n/r	n/r	n/r	17.3	3.2 - 31.3	500
<b>Student</b>	13.3	6.3 - 20.2	5,100	n/r	n/r	n/r	12.8	4.9 - 20.7	4,200	n/r	n/r	n/r	n/r	n/r	n/r
<b>Homemaker</b>	17.9	12.5 - 23.3	9,100	n/r	n/r	n/r	17.6	11.2 - 24.0	7,100	n/r	n/r	n/r	26.7	12.3 - 41.0	1,200

## Adults who Currently Smoke Cigarettes, for State and County, by Gender, DOH Race-Ethnicity, BRFSS Age Group, Education Level, Employment Status, Marital Status, Poverty Level, Healthcare Coverage, for the Years 2006 - 2010

*Note: Weighted numbers (#), percentages and 95% confidence intervals; Respondents aged 18 years and older;  
n/r (Not Reportable) - Represents cell size restriction of unweighted respondents < 50; n/a (Not Available) - Not asked of a subset of respondents*

*Note: Current smoker refers to adults who have smoked at least 100 cigarettes in their lifetime and currently smoke some days or every day.*

**Year: 2006**

Employment Status (Grouped)	Hawaii State			Hawaii			Honolulu			Kauai			Maui		
	%	C.I. (95%)	#	%	C.I. (95%)	#	%	C.I. (95%)	#	%	C.I. (95%)	#	%	C.I. (95%)	#
<b>Employed</b>	18.9	17.2 - 20.6	118,600	21.0	17.6 - 24.5	16,000	18.5	16.2 - 20.8	82,800	19.4	14.8 - 24.0	5,900	19.0	15.4 - 22.6	13,900
<b>Unemployed</b>	35.9	25.9 - 45.9	12,800	n/r	n/r	n/r	38.1	24.6 - 51.6	9,100	n/r	n/r	n/r	n/r	n/r	n/r
<b>Retired/Unable to work</b>	11.3	9.4 - 13.2	24,700	14.0	10.1 - 17.8	4,500	10.4	7.9 - 12.8	15,800	13.8	7.6 - 20.0	1,600	12.6	8.3 - 16.9	2,800
<b>Student/Homemaker</b>	15.9	11.6 - 20.2	14,300	10.5	0.5 - 20.6	800	15.5	10.5 - 20.5	11,300	n/r	n/r	n/r	25.7	13.0 - 38.4	1,700

## Adults who Currently Smoke Cigarettes, for State and County, by Gender, DOH Race-Ethnicity, BRFSS Age Group, Education Level, Employment Status, Marital Status, Poverty Level, Healthcare Coverage, for the Years 2006 - 2010

*Note: Weighted numbers (#), percentages and 95% confidence intervals; Respondents aged 18 years and older;  
n/r (Not Reportable) - Represents cell size restriction of unweighted respondents < 50; n/a (Not Available) - Not asked of a subset of respondents*

*Note: Current smoker refers to adults who have smoked at least 100 cigarettes in their lifetime and currently smoke some days or every day.*

### Year: 2006

Marital Status	Hawaii State			Hawaii			Honolulu			Kauai			Maui		
	%	C.I. (95%)	#	%	C.I. (95%)	#	%	C.I. (95%)	#	%	C.I. (95%)	#	%	C.I. (95%)	#
<b>Married</b>	13.4	11.9 - 14.9	76,900	14.2	11.2 - 17.1	9,500	12.7	10.9 - 14.6	53,200	14.7	10.6 - 18.9	4,100	16.4	12.9 - 19.9	10,200
<b>Unmarried Couple</b>	32.2	21.8 - 42.5	10,300	n/r	n/r	n/r	29.9	15.9 - 43.9	6,400	n/r	n/r	n/r	n/r	n/r	n/r
<b>Separated</b>	33.4	20.5 - 46.3	3,300	n/r	n/r	n/r	n/r	n/r	n/r	n/r	n/r	n/r	n/r	n/r	n/r
<b>Divorced</b>	25.9	21.0 - 30.8	19,000	23.7	16.7 - 30.7	2,700	26.2	19.3 - 33.1	12,800	33.0	19.6 - 46.4	1,200	24.6	17.0 - 32.1	2,300
<b>Widowed</b>	9.7	6.7 - 12.6	5,300	7.5	3.4 - 11.7	600	9.8	5.9 - 13.6	3,800	8.9	0.8 - 17.1	300	12.6	4.6 - 20.5	600
<b>Never Married</b>	24.5	21.0 - 28.1	55,500	25.3	18.2 - 32.5	6,700	24.8	20.2 - 29.4	40,600	22.7	12.7 - 32.6	2,300	22.8	15.6 - 30.0	5,900

## Adults who Currently Smoke Cigarettes, for State and County, by Gender, DOH Race-Ethnicity, BRFSS Age Group, Education Level, Employment Status, Marital Status, Poverty Level, Healthcare Coverage, for the Years 2006 - 2010

*Note: Weighted numbers (#), percentages and 95% confidence intervals; Respondents aged 18 years and older;  
n/r (Not Reportable) - Represents cell size restriction of unweighted respondents < 50; n/a (Not Available) - Not asked of a subset of respondents*

*Note: Current smoker refers to adults who have smoked at least 100 cigarettes in their lifetime and currently smoke some days or every day.*

### Year: 2006

Poverty Level	Hawaii State			Hawaii			Honolulu			Kauai			Maui		
	%	C.I. (95%)	#	%	C.I. (95%)	#	%	C.I. (95%)	#	%	C.I. (95%)	#	%	C.I. (95%)	#
<b>0-130%</b>	26.1	22.1 - 30.0	45,600	28.9	22.1 - 35.6	7,800	25.5	20.1 - 30.9	30,300	24.9	14.8 - 35.0	2,300	26.4	18.2 - 34.7	5,200
<b>131-185%</b>	23.0	18.6 - 27.3	26,300	21.1	13.8 - 28.4	3,200	21.6	15.7 - 27.5	16,900	22.5	12.8 - 32.2	1,500	32.4	22.8 - 42.1	4,700
<b>186+%</b>	13.3	11.9 - 14.8	67,800	13.3	10.5 - 16.0	7,900	13.4	11.5 - 15.3	49,400	12.4	8.7 - 16.2	3,100	13.6	10.5 - 16.7	7,400

Health Care Coverage	Hawaii State			Hawaii			Honolulu			Kauai			Maui		
	%	C.I. (95%)	#	%	C.I. (95%)	#	%	C.I. (95%)	#	%	C.I. (95%)	#	%	C.I. (95%)	#
<b>Yes</b>	16.5	15.1 - 17.8	146,400	17.3	14.6 - 19.9	18,000	16.1	14.4 - 17.8	105,000	17.7	14.0 - 21.4	7,600	17.4	14.5 - 20.3	15,700
<b>No</b>	29.7	23.3 - 36.1	23,800	30.3	20.8 - 39.7	5,100	31.7	21.4 - 42.0	14,100	18.0	5.5 - 30.4	800	26.2	15.8 - 36.6	3,800

## Adults who Currently Smoke Cigarettes, for State and County, Trend by 3-Year Aggregates, for the Years 2002 - 2010

*Note: 3-Year average weighted numbers (#), percentages and 95% confidence intervals; Respondents aged 18 years and older;  
n/r (Not Reportable) - Represents cell size restriction of unweighted respondents < 50; n/a (Not Available) - Not asked of a subset of respondents*

*Note: Current smoker refers to adults who have smoked at least 100 cigarettes in their lifetime and currently smoke some days or every day.*

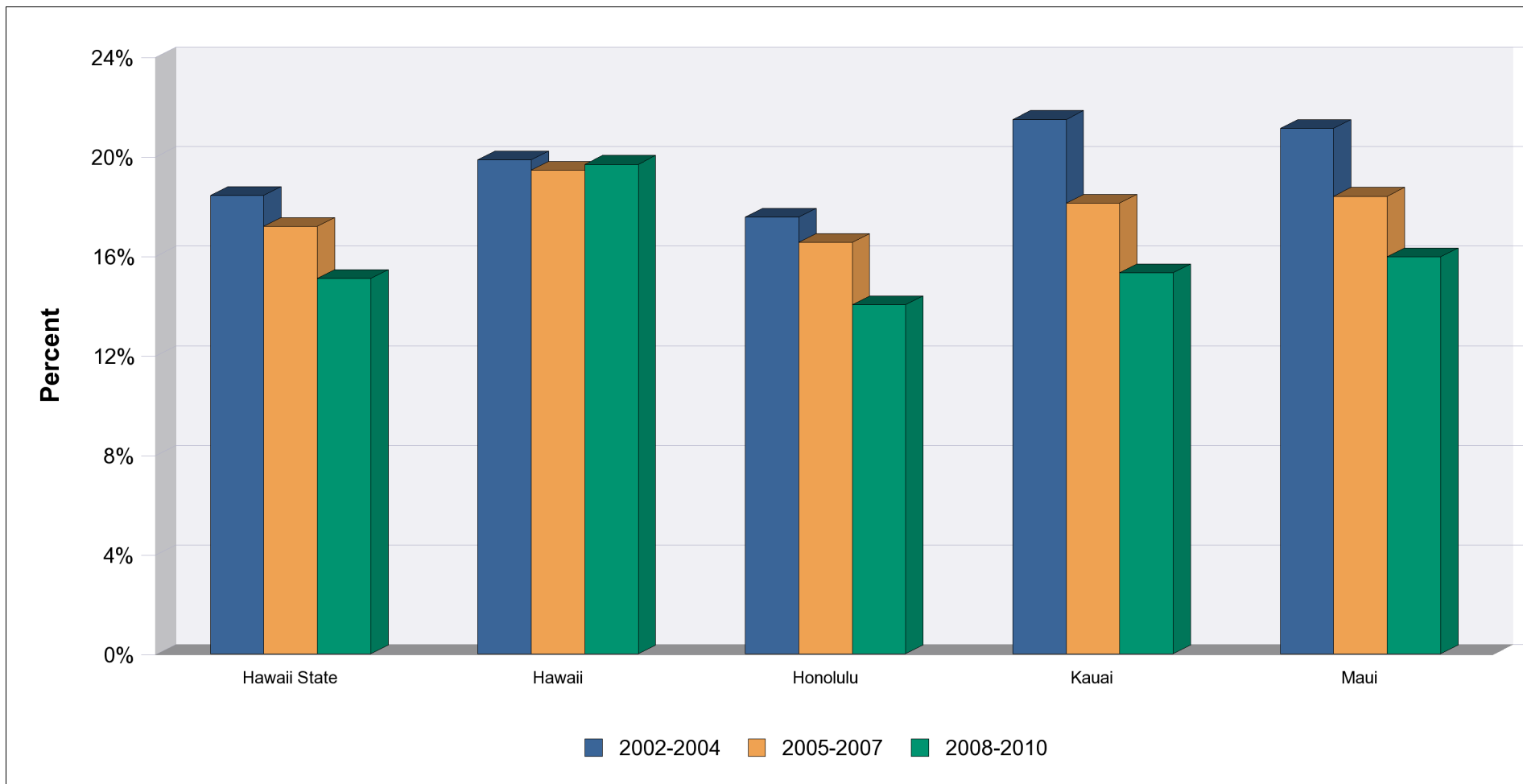
Years	Hawaii State			Hawaii			Honolulu			Kauai			Maui		
	%	C.I.(95%)	#	%	C.I.(95%)	#	%	C.I.(95%)	#	%	C.I.(95%)	#	%	C.I.(95%)	#
<b>2002-2004</b>	18.4	17.4 - 19.4	167,900	19.9	17.8 - 21.9	23,600	17.6	16.3 - 18.9	114,700	21.5	18.6 - 24.4	9,100	21.1	18.5 - 23.8	20,600
<b>2005-2007</b>	17.2	16.4 - 18.0	168,000	19.4	17.9 - 21.0	24,000	16.5	15.5 - 17.5	115,900	18.1	15.8 - 20.4	8,500	18.4	16.7 - 20.1	19,500
<b>2008-2010</b>	15.1	14.3 - 15.9	151,100	19.7	18.0 - 21.4	27,000	14.0	13.0 - 15.0	98,800	15.3	13.0 - 17.7	7,500	16.0	14.3 - 17.6	17,800



## Adults who Currently Smoke Cigarettes, for State and County, Trend by 3-Year Aggregates, for the Years 2002 - 2010

*Note: 3-Year average weighted numbers (#), percentages and 95% confidence intervals; Respondents aged 18 years and older;  
n/r (Not Reportable) - Represents cell size restriction of unweighted respondents < 50; n/a (Not Available) - Not asked of a subset of respondents*

*Note: Current smoker refers to adults who have smoked at least 100 cigarettes in their lifetime and currently smoke some days or every day.*



**Adults who Currently Smoke Cigarettes, for State and County, by Gender, DOH Race-Ethnicity, BRFSS Age Group, Education Level, Employment Status, Marital Status, Poverty Level, Healthcare Coverage, for 3-Year Aggregates, for the Years 2002 - 2010**

*Note: 3-Year average weighted numbers (#), percentages and 95% confidence intervals; Respondents aged 18 years and older; n/r (Not Reportable) - Represents cell size restriction of unweighted respondents < 50; n/a (Not Available) - Not asked of a subset of respondents*

*Note: Current smoker refers to adults who have smoked at least 100 cigarettes in their lifetime and currently smoke some days or every day.*

**Years: 2008-2010**

State	Hawaii State			Hawaii			Honolulu			Kauai			Maui		
	%	C.I. (95%)	#	%	C.I. (95%)	#	%	C.I. (95%)	#	%	C.I. (95%)	#	%	C.I. (95%)	#
<b>Hawaii State</b>	15.1	14.3 - 15.9	151,100	19.7	18.0 - 21.4	27,000	14.0	13.0 - 15.0	98,800	15.3	13.0 - 17.7	7,500	16.0	14.3 - 17.6	17,800

Gender	Hawaii State			Hawaii			Honolulu			Kauai			Maui		
	%	C.I. (95%)	#	%	C.I. (95%)	#	%	C.I. (95%)	#	%	C.I. (95%)	#	%	C.I. (95%)	#
<b>Male</b>	17.0	15.7 - 18.2	84,500	20.6	17.9 - 23.2	14,100	16.1	14.5 - 17.7	56,200	18.8	14.8 - 22.8	4,600	17.1	14.4 - 19.8	9,700
<b>Female</b>	13.2	12.3 - 14.1	66,500	18.8	16.7 - 20.8	13,000	12.0	10.8 - 13.1	42,500	11.9	9.5 - 14.2	2,900	14.8	12.8 - 16.7	8,100

## Adults who Currently Smoke Cigarettes, for State and County, by Gender, DOH Race-Ethnicity, BRFSS Age Group, Education Level, Employment Status, Marital Status, Poverty Level, Healthcare Coverage, for 3-Year Aggregates, for the Years 2002 - 2010

*Note: 3-Year average weighted numbers (#), percentages and 95% confidence intervals; Respondents aged 18 years and older; n/r (Not Reportable) - Represents cell size restriction of unweighted respondents < 50; n/a (Not Available) - Not asked of a subset of respondents*

*Note: Current smoker refers to adults who have smoked at least 100 cigarettes in their lifetime and currently smoke some days or every day.*

**Years: 2008-2010**

DOH Race-Ethnicity	Hawaii State			Hawaii			Honolulu			Kauai			Maui		
	%	C.I. (95%)	#	%	C.I. (95%)	#	%	C.I. (95%)	#	%	C.I. (95%)	#	%	C.I. (95%)	#
<b>Caucasian</b>	15.4	14.2 - 16.6	49,400	17.8	15.6 - 19.9	10,700	14.6	12.8 - 16.3	28,100	14.4	11.5 - 17.3	2,900	16.4	14.2 - 18.7	7,600
<b>Native Hawaiian</b>	23.3	20.8 - 25.9	30,400	30.0	25.2 - 34.9	7,300	21.7	18.1 - 25.3	17,500	26.3	17.2 - 35.4	1,700	20.8	16.4 - 25.2	3,900
<b>Chinese</b>	7.1	4.7 - 9.4	4,400	11.6	2.9 - 20.3	300	6.8	4.3 - 9.3	3,900	n/r	n/r	n/r	8.2	0.3 - 16.1	200
<b>Filipino</b>	13.4	11.3 - 15.5	21,300	18.9	13.4 - 24.4	3,200	13.1	10.4 - 15.8	14,500	11.0	6.5 - 15.5	1,200	11.8	7.3 - 16.3	2,400
<b>Japanese</b>	11.6	10.2 - 12.9	26,900	15.6	11.6 - 19.6	3,700	11.1	9.5 - 12.7	20,600	10.4	6.2 - 14.7	800	11.7	8.1 - 15.3	1,800
<b>Black</b>	19.1	12.4 - 25.7	2,800	n/r	n/r	n/r	16.2	9.1 - 23.2	2,000	n/r	n/r	n/r	n/r	n/r	n/r
<b>Native Alaskan/ American Indian</b>	18.4	9.8 - 27.1	900	n/r	n/r	n/r	n/r	n/r	n/r	n/r	n/r	n/r	n/r	n/r	n/r
<b>Other Asian</b>	16.7	11.0 - 22.4	4,100	n/r	n/r	n/r	16.5	10.2 - 22.8	3,600	n/r	n/r	n/r	n/r	n/r	n/r
<b>Other Pacific Islander</b>	19.5	13.0 - 25.9	5,800	n/r	n/r	n/r	20.2	12.6 - 27.8	4,900	n/r	n/r	n/r	21.1	5.7 - 36.6	700
<b>Other</b>	22.3	15.6 - 29.0	4,700	20.6	9.1 - 32.0	700	22.1	12.9 - 31.4	3,100	n/r	n/r	n/r	26.5	11.0 - 42.0	700

**Adults who Currently Smoke Cigarettes, for State and County, by Gender, DOH Race-Ethnicity, BRFSS Age Group, Education Level, Employment Status, Marital Status, Poverty Level, Healthcare Coverage, for 3-Year Aggregates, for the Years 2002 - 2010**

*Note: 3-Year average weighted numbers (#), percentages and 95% confidence intervals; Respondents aged 18 years and older; n/r (Not Reportable) - Represents cell size restriction of unweighted respondents < 50; n/a (Not Available) - Not asked of a subset of respondents*

*Note: Current smoker refers to adults who have smoked at least 100 cigarettes in their lifetime and currently smoke some days or every day.*

**Years: 2008-2010**

BRFSS Age Group	Hawaii State			Hawaii			Honolulu			Kauai			Maui		
	%	C.I. (95%)	#	%	C.I. (95%)	#	%	C.I. (95%)	#	%	C.I. (95%)	#	%	C.I. (95%)	#
<b>18-24</b>	15.5	12.6 - 18.3	18,700	23.0	16.5 - 29.5	3,800	14.2	10.6 - 17.8	12,500	20.8	8.8 - 32.7	1,000	12.4	6.5 - 18.2	1,400
<b>25-34</b>	22.2	19.7 - 24.8	39,900	29.5	23.8 - 35.1	7,600	21.0	17.7 - 24.3	26,100	17.3	9.6 - 25.0	1,500	22.7	16.7 - 28.7	4,700
<b>35-44</b>	16.8	15.0 - 18.6	29,600	21.4	17.5 - 25.2	4,600	15.9	13.5 - 18.2	20,000	18.7	12.8 - 24.6	1,500	17.1	13.5 - 20.6	3,600
<b>45-54</b>	16.6	15.0 - 18.1	29,500	22.1	18.9 - 25.2	5,500	15.1	13.0 - 17.2	18,300	16.6	12.6 - 20.7	1,600	18.2	14.9 - 21.5	4,000
<b>55-64</b>	13.4	12.1 - 14.7	20,300	15.7	13.2 - 18.1	3,700	12.5	10.7 - 14.2	12,700	14.8	11.4 - 18.3	1,200	14.9	12.2 - 17.6	2,700
<b>65-74</b>	10.1	8.7 - 11.4	9,300	10.9	8.4 - 13.5	1,400	9.7	7.9 - 11.4	6,300	12.4	8.3 - 16.5	600	10.4	7.5 - 13.3	1,000
<b>75+</b>	3.2	2.4 - 4.0	3,100	2.7	1.0 - 4.4	300	3.3	2.3 - 4.3	2,400	1.1	0.1 - 2.1	100	4.2	2.0 - 6.4	300

**Adults who Currently Smoke Cigarettes, for State and County, by Gender, DOH Race-Ethnicity, BRFSS Age Group, Education Level, Employment Status, Marital Status, Poverty Level, Healthcare Coverage, for 3-Year Aggregates, for the Years 2002 - 2010**

*Note: 3-Year average weighted numbers (#), percentages and 95% confidence intervals; Respondents aged 18 years and older; n/r (Not Reportable) - Represents cell size restriction of unweighted respondents < 50; n/a (Not Available) - Not asked of a subset of respondents*

*Note: Current smoker refers to adults who have smoked at least 100 cigarettes in their lifetime and currently smoke some days or every day.*

**Years: 2008-2010**

Education Level	Hawaii State			Hawaii			Honolulu			Kauai			Maui		
	%	C.I. (95%)	#	%	C.I. (95%)	#	%	C.I. (95%)	#	%	C.I. (95%)	#	%	C.I. (95%)	#
Never attended school/ Only Kindergarten to Grades 8	10.8	6.3 - 15.2	1,300	n/r	n/r	n/r	9.3	3.7 - 14.9	700	n/r	n/r	n/r	7.6	0.0 - 15.8	100
Grades 9 thru 11 (Some High School)	34.8	29.1 - 40.5	13,800	46.0	36.6 - 55.3	2,800	32.9	25.1 - 40.7	8,800	n/r	n/r	n/r	33.5	22.6 - 44.5	1,800
Grades 12 or GED (High School Grad)	21.0	19.4 - 22.7	61,100	24.8	21.6 - 28.1	11,800	20.0	17.8 - 22.3	38,300	18.6	13.5 - 23.7	2,700	22.5	18.8 - 26.1	8,200
College 1 to 3 years (Some College/ Tech)	16.3	14.9 - 17.8	46,900	21.1	17.8 - 24.4	8,400	15.6	13.7 - 17.5	31,300	16.0	11.6 - 20.3	2,500	15.2	12.3 - 18.0	4,800
College 4 years or more (College Grad)	7.6	6.7 - 8.4	28,100	9.0	7.2 - 10.8	3,900	7.1	6.0 - 8.1	19,600	11.0	8.2 - 13.8	1,800	7.8	6.1 - 9.5	2,800

## Adults who Currently Smoke Cigarettes, for State and County, by Gender, DOH Race-Ethnicity, BRFSS Age Group, Education Level, Employment Status, Marital Status, Poverty Level, Healthcare Coverage, for 3-Year Aggregates, for the Years 2002 - 2010

*Note: 3-Year average weighted numbers (#), percentages and 95% confidence intervals; Respondents aged 18 years and older; n/r (Not Reportable) - Represents cell size restriction of unweighted respondents < 50; n/a (Not Available) - Not asked of a subset of respondents*

*Note: Current smoker refers to adults who have smoked at least 100 cigarettes in their lifetime and currently smoke some days or every day.*

**Years: 2008-2010**

Employment Status	Hawaii State			Hawaii			Honolulu			Kauai			Maui		
	%	C.I. (95%)	#	%	C.I. (95%)	#	%	C.I. (95%)	#	%	C.I. (95%)	#	%	C.I. (95%)	#
<b>Employed for wages</b>	16.3	15.1 - 17.4	85,100	20.4	17.7 - 23.1	13,100	15.4	13.9 - 16.8	57,900	18.1	14.4 - 21.8	4,500	16.8	14.2 - 19.3	9,600
<b>Self-Employed</b>	16.1	13.5 - 18.7	15,100	18.9	14.7 - 23.1	3,400	16.0	12.0 - 20.1	8,600	5.8	3.1 - 8.5	400	17.3	12.9 - 21.7	2,800
<b>Not Employed</b>	23.0	19.1 - 26.9	14,000	32.1	25.0 - 39.2	3,700	20.2	14.8 - 25.5	8,000	32.9	17.9 - 48.0	900	20.4	13.8 - 27.1	1,400
<b>Retired</b>	6.9	6.1 - 7.7	12,600	7.4	5.8 - 9.0	1,900	6.4	5.3 - 7.5	8,300	7.7	5.4 - 10.0	700	9.3	7.2 - 11.5	1,700
<b>Unable to work</b>	31.9	26.7 - 37.2	10,200	42.5	33.7 - 51.3	3,300	27.1	19.7 - 34.4	5,300	34.6	16.4 - 52.8	400	35.2	24.7 - 45.7	1,200
<b>Student</b>	9.5	6.2 - 12.7	5,200	9.9	3.1 - 16.6	500	9.5	5.6 - 13.5	4,200	n/r	n/r	n/r	8.5	2.3 - 14.7	400
<b>Homemaker</b>	16.3	13.3 - 19.3	8,400	21.9	15.0 - 28.9	1,300	15.9	12.2 - 19.6	6,100	13.8	6.6 - 21.0	400	13.9	6.3 - 21.6	700

**Adults who Currently Smoke Cigarettes, for State and County, by Gender, DOH Race-Ethnicity, BRFSS Age Group, Education Level, Employment Status, Marital Status, Poverty Level, Healthcare Coverage, for 3-Year Aggregates, for the Years 2002 - 2010**

*Note: 3-Year average weighted numbers (#), percentages and 95% confidence intervals; Respondents aged 18 years and older; n/r (Not Reportable) - Represents cell size restriction of unweighted respondents < 50; n/a (Not Available) - Not asked of a subset of respondents*

*Note: Current smoker refers to adults who have smoked at least 100 cigarettes in their lifetime and currently smoke some days or every day.*

**Years: 2008-2010**

Employment Status (Grouped)	Hawaii State			Hawaii			Honolulu			Kauai			Maui		
	%	C.I. (95%)	#	%	C.I. (95%)	#	%	C.I. (95%)	#	%	C.I. (95%)	#	%	C.I. (95%)	#
<b>Employed</b>	16.2	15.2 - 17.3	100,200	20.0	17.8 - 22.3	16,500	15.4	14.1 - 16.8	66,500	15.7	12.7 - 18.7	4,900	16.9	14.6 - 19.1	12,400
<b>Unemployed</b>	23.0	19.1 - 26.9	14,000	32.1	25.0 - 39.2	3,700	20.2	14.8 - 25.5	8,000	32.9	17.9 - 48.0	900	20.4	13.8 - 27.1	1,400
<b>Retired/Unable to work</b>	10.6	9.5 - 11.7	22,900	15.6	12.8 - 18.3	5,200	9.1	7.7 - 10.5	13,700	10.8	7.5 - 14.1	1,200	13.5	10.9 - 16.1	2,900
<b>Student/Homemaker</b>	12.8	10.5 - 15.0	13,600	16.4	11.4 - 21.5	1,700	12.5	9.8 - 15.3	10,300	12.0	6.0 - 18.0	500	11.3	6.2 - 16.4	1,100

**Adults who Currently Smoke Cigarettes, for State and County, by Gender, DOH Race-Ethnicity, BRFSS Age Group, Education Level, Employment Status, Marital Status, Poverty Level, Healthcare Coverage, for 3-Year Aggregates, for the Years 2002 - 2010**

*Note: 3-Year average weighted numbers (#), percentages and 95% confidence intervals; Respondents aged 18 years and older; n/r (Not Reportable) - Represents cell size restriction of unweighted respondents < 50; n/a (Not Available) - Not asked of a subset of respondents*

*Note: Current smoker refers to adults who have smoked at least 100 cigarettes in their lifetime and currently smoke some days or every day.*

**Years: 2008-2010**

Marital Status	Hawaii State			Hawaii			Honolulu			Kauai			Maui		
	%	C.I. (95%)	#	%	C.I. (95%)	#	%	C.I. (95%)	#	%	C.I. (95%)	#	%	C.I. (95%)	#
<b>Married</b>	11.7	10.9 - 12.5	68,500	13.6	11.9 - 15.4	10,400	11.3	10.2 - 12.3	46,900	12.9	10.2 - 15.7	3,800	11.6	9.9 - 13.3	7,400
<b>Unmarried Couple</b>	28.9	22.6 - 35.2	9,100	26.9	17.8 - 36.1	1,500	28.5	18.4 - 38.6	5,000	26.6	10.8 - 42.3	600	32.7	21.5 - 43.8	2,000
<b>Separated</b>	28.5	19.4 - 37.7	3,200	29.7	17.0 - 42.5	600	28.9	15.7 - 42.1	2,100	n/r	n/r	n/r	24.7	9.2 - 40.3	300
<b>Divorced</b>	23.0	20.5 - 25.4	16,100	27.2	22.5 - 31.8	3,100	22.6	19.1 - 26.1	10,000	24.8	17.4 - 32.2	1,100	19.0	14.9 - 23.2	1,900
<b>Widowed</b>	10.4	8.2 - 12.6	6,100	9.2	6.1 - 12.3	800	10.3	7.4 - 13.2	4,300	6.3	3.3 - 9.4	200	15.2	9.8 - 20.6	900
<b>Never Married</b>	19.7	17.7 - 21.8	47,900	31.7	26.8 - 36.6	10,700	17.3	14.8 - 19.8	30,300	17.4	11.1 - 23.8	1,700	21.5	16.6 - 26.3	5,300



**Adults who Currently Smoke Cigarettes, for State and County, by Gender, DOH Race-Ethnicity, BRFSS Age Group, Education Level, Employment Status, Marital Status, Poverty Level, Healthcare Coverage, for 3-Year Aggregates, for the Years 2002 - 2010**

*Note: 3-Year average weighted numbers (#), percentages and 95% confidence intervals; Respondents aged 18 years and older; n/r (Not Reportable) - Represents cell size restriction of unweighted respondents < 50; n/a (Not Available) - Not asked of a subset of respondents*

*Note: Current smoker refers to adults who have smoked at least 100 cigarettes in their lifetime and currently smoke some days or every day.*

**Years: 2008-2010**

Poverty Level	Hawaii State			Hawaii			Honolulu			Kauai			Maui		
	%	C.I. (95%)	#	%	C.I. (95%)	#	%	C.I. (95%)	#	%	C.I. (95%)	#	%	C.I. (95%)	#
<b>0-130%</b>	23.6	21.5 - 25.8	48,800	30.4	26.4 - 34.3	11,700	21.2	18.2 - 24.1	28,100	27.3	19.8 - 34.8	2,900	25.1	20.3 - 29.9	6,200
<b>131-185%</b>	17.6	15.3 - 19.9	24,000	19.1	15.4 - 22.9	4,000	17.9	14.7 - 21.1	16,300	14.0	9.1 - 18.8	1,100	15.7	11.3 - 20.0	2,500
<b>186+%</b>	11.9	11.1 - 12.8	66,700	14.3	12.4 - 16.3	9,700	11.5	10.4 - 12.6	46,700	11.7	9.4 - 14.0	3,000	12.1	10.4 - 13.7	7,200

Health Care Coverage	Hawaii State			Hawaii			Honolulu			Kauai			Maui		
	%	C.I. (95%)	#	%	C.I. (95%)	#	%	C.I. (95%)	#	%	C.I. (95%)	#	%	C.I. (95%)	#
<b>Yes</b>	14.3	13.5 - 15.0	132,900	18.9	17.2 - 20.6	23,600	13.3	12.3 - 14.2	87,500	14.4	12.1 - 16.8	6,400	15.0	13.3 - 16.7	15,300
<b>No</b>	26.3	22.0 - 30.6	17,900	27.9	20.8 - 35.0	3,400	25.7	19.4 - 31.9	10,900	23.9	13.3 - 34.4	1,100	28.5	20.8 - 36.2	2,400

**Adults who Currently Smoke Cigarettes, for State and County, by Gender, DOH Race-Ethnicity, BRFSS Age Group, Education Level, Employment Status, Marital Status, Poverty Level, Healthcare Coverage, for 3-Year Aggregates, for the Years 2002 - 2010**

*Note: 3-Year average weighted numbers (#), percentages and 95% confidence intervals; Respondents aged 18 years and older; n/r (Not Reportable) - Represents cell size restriction of unweighted respondents < 50; n/a (Not Available) - Not asked of a subset of respondents*

*Note: Current smoker refers to adults who have smoked at least 100 cigarettes in their lifetime and currently smoke some days or every day.*

**Years: 2005-2007**

State	Hawaii State			Hawaii			Honolulu			Kauai			Maui		
	%	C.I. (95%)	#	%	C.I. (95%)	#	%	C.I. (95%)	#	%	C.I. (95%)	#	%	C.I. (95%)	#
<b>Hawaii State</b>	17.2	16.4 - 18.0	168,000	19.4	17.9 - 21.0	24,000	16.5	15.5 - 17.5	115,900	18.1	15.8 - 20.4	8,500	18.4	16.7 - 20.1	19,500

Gender	Hawaii State			Hawaii			Honolulu			Kauai			Maui		
	%	C.I. (95%)	#	%	C.I. (95%)	#	%	C.I. (95%)	#	%	C.I. (95%)	#	%	C.I. (95%)	#
<b>Male</b>	19.4	18.1 - 20.6	93,700	20.9	18.5 - 23.3	12,800	19.0	17.4 - 20.7	66,000	21.5	17.8 - 25.2	5,000	18.8	16.0 - 21.6	9,900
<b>Female</b>	15.0	14.1 - 15.9	74,200	18.0	16.1 - 19.9	11,300	14.1	12.9 - 15.2	50,000	14.8	12.0 - 17.5	3,500	18.0	16.0 - 19.9	9,500

## Adults who Currently Smoke Cigarettes, for State and County, by Gender, DOH Race-Ethnicity, BRFSS Age Group, Education Level, Employment Status, Marital Status, Poverty Level, Healthcare Coverage, for 3-Year Aggregates, for the Years 2002 - 2010

*Note: 3-Year average weighted numbers (#), percentages and 95% confidence intervals; Respondents aged 18 years and older; n/r (Not Reportable) - Represents cell size restriction of unweighted respondents < 50; n/a (Not Available) - Not asked of a subset of respondents*

*Note: Current smoker refers to adults who have smoked at least 100 cigarettes in their lifetime and currently smoke some days or every day.*

### Years: 2005-2007

DOH Race-Ethnicity	Hawaii State			Hawaii			Honolulu			Kauai			Maui		
	%	C.I. (95%)	#	%	C.I. (95%)	#	%	C.I. (95%)	#	%	C.I. (95%)	#	%	C.I. (95%)	#
Caucasian	16.6	15.5 - 17.8	53,000	17.7	15.7 - 19.7	9,700	16.5	14.9 - 18.2	32,800	13.9	11.1 - 16.7	2,700	16.9	14.7 - 19.0	7,700
Native Hawaiian	26.5	24.0 - 29.0	32,900	26.6	22.4 - 30.9	6,200	25.6	22.0 - 29.1	20,000	29.1	21.2 - 36.9	2,000	29.5	24.2 - 34.7	4,700
Chinese	9.9	7.0 - 12.8	5,200	18.6	7.5 - 29.8	400	9.1	6.0 - 12.2	4,400	n/r	n/r	n/r	19.3	7.0 - 31.6	300
Filipino	15.2	13.1 - 17.4	24,600	18.3	13.0 - 23.6	2,600	14.5	11.7 - 17.2	17,400	22.5	16.1 - 28.8	2,000	14.3	10.0 - 18.6	2,600
Japanese	14.2	12.7 - 15.7	30,100	12.7	9.8 - 15.6	2,300	14.4	12.6 - 16.2	24,700	16.3	11.0 - 21.5	1,100	12.9	9.4 - 16.4	1,900
Black	16.1	9.8 - 22.4	2,700	n/r	n/r	n/r	16.9	9.8 - 24.0	2,500	n/r	n/r	n/r	n/r	n/r	n/r
Native Alaskan/ American Indian	16.6	8.5 - 24.6	900	n/r	n/r	n/r	n/r	n/r	n/r	n/r	n/r	n/r	n/r	n/r	n/r
Other Asian	17.7	12.7 - 22.6	4,200	n/r	n/r	n/r	17.6	12.2 - 23.1	3,800	n/r	n/r	n/r	n/r	n/r	n/r
Other Pacific Islander	23.1	16.4 - 29.8	5,700	n/r	n/r	n/r	22.2	15.0 - 29.4	4,700	n/r	n/r	n/r	n/r	n/r	n/r
Mixed Ethnicity	26.2	15.7 - 36.7	2,100	n/r	n/r	n/r	26.4	13.6 - 39.2	1,700	n/r	n/r	n/r	n/r	n/r	n/r
Other	23.2	17.9 - 28.4	5,900	32.1	22.1 - 42.0	1,600	20.7	13.5 - 28.0	3,400	n/r	n/r	n/r	26.9	14.2 - 39.6	900

Report Source: The Hawaii Health Data Warehouse;  
Data Source: State of Hawaii, Department of Health,  
Behavioral Risk Factor Surveillance System (BRFSS)

**Adults who Currently Smoke Cigarettes, for State and County, by Gender, DOH Race-Ethnicity, BRFSS Age Group, Education Level, Employment Status, Marital Status, Poverty Level, Healthcare Coverage, for 3-Year Aggregates, for the Years 2002 - 2010**

*Note: 3-Year average weighted numbers (#), percentages and 95% confidence intervals; Respondents aged 18 years and older; n/r (Not Reportable) - Represents cell size restriction of unweighted respondents < 50; n/a (Not Available) - Not asked of a subset of respondents*

*Note: Current smoker refers to adults who have smoked at least 100 cigarettes in their lifetime and currently smoke some days or every day.*

**Years: 2005-2007**

BRFSS Age Group	Hawaii State			Hawaii			Honolulu			Kauai			Maui		
	%	C.I. (95%)	#	%	C.I. (95%)	#	%	C.I. (95%)	#	%	C.I. (95%)	#	%	C.I. (95%)	#
<b>18-24</b>	19.9	16.9 - 23.0	24,600	26.4	19.7 - 33.1	4,300	19.1	15.3 - 22.9	17,200	16.1	6.8 - 25.3	700	19.0	11.5 - 26.5	2,300
<b>25-34</b>	22.5	20.2 - 24.8	36,700	27.5	22.7 - 32.2	5,100	21.4	18.5 - 24.4	25,700	24.0	16.3 - 31.7	1,800	24.2	18.7 - 29.7	4,100
<b>35-44</b>	18.1	16.4 - 19.8	32,300	19.7	16.1 - 23.3	3,900	17.0	14.9 - 19.2	22,100	25.5	19.7 - 31.4	2,000	20.7	17.0 - 24.4	4,300
<b>45-54</b>	20.7	19.0 - 22.3	37,700	21.5	18.6 - 24.5	5,500	20.5	18.2 - 22.7	25,400	23.9	19.0 - 28.8	2,300	19.3	16.2 - 22.4	4,400
<b>55-64</b>	15.6	13.9 - 17.2	23,000	18.3	15.7 - 21.0	3,700	14.7	12.5 - 16.9	15,100	13.6	9.6 - 17.5	1,100	18.6	15.1 - 22.1	3,100
<b>65-74</b>	9.2	7.7 - 10.7	7,800	8.4	6.0 - 10.8	900	9.5	7.5 - 11.5	5,700	8.6	4.7 - 12.6	400	8.5	5.7 - 11.3	700
<b>75+</b>	5.8	4.4 - 7.2	5,400	4.6	2.3 - 7.0	500	6.0	4.2 - 7.8	4,100	3.2	0.8 - 5.5	100	7.2	3.7 - 10.7	600

**Adults who Currently Smoke Cigarettes, for State and County, by Gender, DOH Race-Ethnicity, BRFSS Age Group, Education Level, Employment Status, Marital Status, Poverty Level, Healthcare Coverage, for 3-Year Aggregates, for the Years 2002 - 2010**

*Note: 3-Year average weighted numbers (#), percentages and 95% confidence intervals; Respondents aged 18 years and older; n/r (Not Reportable) - Represents cell size restriction of unweighted respondents < 50; n/a (Not Available) - Not asked of a subset of respondents*

*Note: Current smoker refers to adults who have smoked at least 100 cigarettes in their lifetime and currently smoke some days or every day.*

**Years: 2005-2007**

Education Level	Hawaii State			Hawaii			Honolulu			Kauai			Maui		
	%	C.I. (95%)	#	%	C.I. (95%)	#	%	C.I. (95%)	#	%	C.I. (95%)	#	%	C.I. (95%)	#
Never attended school/ Only Kindergarten to Grades 8	18.0	11.2 - 24.8	3,100	2.8	0.0 - 6.2	<50	20.4	11.7 - 29.1	2,400	15.5	3.3 - 27.8	200	19.1	0.0 - 42.1	500
Grades 9 thru 11 (Some High School)	31.8	27.0 - 36.6	12,500	32.4	24.6 - 40.2	2,400	32.7	26.1 - 39.3	8,600	17.2	7.0 - 27.3	300	30.8	21.0 - 40.6	1,300
Grades 12 or GED (High School Grad)	23.2	21.5 - 24.8	67,900	25.2	22.2 - 28.3	10,600	22.6	20.3 - 24.8	45,300	25.4	20.5 - 30.2	4,000	23.1	19.9 - 26.2	8,100
College 1 to 3 years (Some College/ Tech)	18.0	16.6 - 19.4	51,200	19.9	17.0 - 22.8	7,100	17.0	15.2 - 18.8	34,400	20.4	16.2 - 24.7	3,000	21.2	17.8 - 24.6	6,800
College 4 years or more (College Grad)	9.6	8.7 - 10.6	32,900	10.5	8.8 - 12.3	3,900	9.7	8.5 - 10.9	25,100	7.5	5.2 - 9.8	1,000	8.9	7.1 - 10.8	2,900

## Adults who Currently Smoke Cigarettes, for State and County, by Gender, DOH Race-Ethnicity, BRFSS Age Group, Education Level, Employment Status, Marital Status, Poverty Level, Healthcare Coverage, for 3-Year Aggregates, for the Years 2002 - 2010

*Note: 3-Year average weighted numbers (#), percentages and 95% confidence intervals; Respondents aged 18 years and older; n/r (Not Reportable) - Represents cell size restriction of unweighted respondents < 50; n/a (Not Available) - Not asked of a subset of respondents*

*Note: Current smoker refers to adults who have smoked at least 100 cigarettes in their lifetime and currently smoke some days or every day.*

### Years: 2005-2007

Employment Status	Hawaii State			Hawaii			Honolulu			Kauai			Maui		
	%	C.I. (95%)	#	%	C.I. (95%)	#	%	C.I. (95%)	#	%	C.I. (95%)	#	%	C.I. (95%)	#
<b>Employed for wages</b>	18.8	17.7 - 19.9	105,400	21.5	19.1 - 23.9	13,400	18.1	16.6 - 19.5	73,900	21.7	18.3 - 25.1	5,700	20.1	17.6 - 22.6	12,300
<b>Self-Employed</b>	18.9	16.4 - 21.5	13,200	18.6	14.9 - 22.2	2,800	18.8	14.7 - 22.9	7,200	15.9	9.9 - 21.9	800	21.2	16.2 - 26.1	2,500
<b>Not Employed</b>	31.8	25.7 - 37.8	9,200	34.8	23.7 - 45.8	1,600	31.9	23.6 - 40.1	6,200	25.4	9.8 - 40.9	500	30.5	18.6 - 42.4	1,000
<b>Retired</b>	8.2	7.2 - 9.2	15,700	8.5	6.8 - 10.2	2,200	8.0	6.6 - 9.3	11,000	6.7	4.3 - 9.2	600	10.2	7.8 - 12.6	1,900
<b>Unable to work</b>	31.8	27.1 - 36.4	10,900	36.0	28.6 - 43.5	2,500	31.9	25.4 - 38.3	7,300	37.7	23.2 - 52.2	500	19.5	11.8 - 27.2	600
<b>Student</b>	11.6	8.1 - 15.2	4,800	13.8	5.1 - 22.6	500	11.4	7.2 - 15.6	3,800	n/r	n/r	n/r	12.6	3.5 - 21.7	400
<b>Homemaker</b>	16.7	13.8 - 19.6	8,500	19.7	12.3 - 27.0	1,000	16.2	12.7 - 19.7	6,300	15.8	7.1 - 24.5	300	18.3	11.1 - 25.4	800

**Adults who Currently Smoke Cigarettes, for State and County, by Gender, DOH Race-Ethnicity, BRFSS Age Group, Education Level, Employment Status, Marital Status, Poverty Level, Healthcare Coverage, for 3-Year Aggregates, for the Years 2002 - 2010**

*Note: 3-Year average weighted numbers (#), percentages and 95% confidence intervals; Respondents aged 18 years and older; n/r (Not Reportable) - Represents cell size restriction of unweighted respondents < 50; n/a (Not Available) - Not asked of a subset of respondents*

*Note: Current smoker refers to adults who have smoked at least 100 cigarettes in their lifetime and currently smoke some days or every day.*

**Years: 2005-2007**

Employment Status (Grouped)	Hawaii State			Hawaii			Honolulu			Kauai			Maui		
	%	C.I. (95%)	#	%	C.I. (95%)	#	%	C.I. (95%)	#	%	C.I. (95%)	#	%	C.I. (95%)	#
<b>Employed</b>	18.8	17.8 - 19.9	118,600	20.9	18.9 - 23.0	16,200	18.1	16.8 - 19.4	81,100	20.8	17.8 - 23.8	6,500	20.3	18.0 - 22.5	14,700
<b>Unemployed</b>	31.8	25.7 - 37.8	9,200	34.8	23.7 - 45.8	1,600	31.9	23.6 - 40.1	6,200	25.4	9.8 - 40.9	500	30.5	18.6 - 42.4	1,000
<b>Retired/Unable to work</b>	11.8	10.6 - 13.0	26,600	14.4	12.1 - 16.6	4,600	11.4	9.9 - 12.9	18,300	10.7	7.6 - 13.8	1,200	11.5	9.2 - 13.9	2,600
<b>Student/Homemaker</b>	14.4	12.2 - 16.7	13,300	17.2	11.5 - 22.9	1,600	14.0	11.3 - 16.7	10,100	12.8	5.9 - 19.8	400	16.0	10.3 - 21.7	1,200

**Adults who Currently Smoke Cigarettes, for State and County, by Gender, DOH Race-Ethnicity, BRFSS Age Group, Education Level, Employment Status, Marital Status, Poverty Level, Healthcare Coverage, for 3-Year Aggregates, for the Years 2002 - 2010**

*Note: 3-Year average weighted numbers (#), percentages and 95% confidence intervals; Respondents aged 18 years and older; n/r (Not Reportable) - Represents cell size restriction of unweighted respondents < 50; n/a (Not Available) - Not asked of a subset of respondents*

*Note: Current smoker refers to adults who have smoked at least 100 cigarettes in their lifetime and currently smoke some days or every day.*

**Years: 2005-2007**

Marital Status	Hawaii State			Hawaii			Honolulu			Kauai			Maui		
	%	C.I. (95%)	#	%	C.I. (95%)	#	%	C.I. (95%)	#	%	C.I. (95%)	#	%	C.I. (95%)	#
<b>Married</b>	13.5	12.7 - 14.4	78,500	14.3	12.6 - 16.1	9,900	13.1	12.0 - 14.2	55,500	14.0	11.6 - 16.4	3,900	15.2	13.2 - 17.1	9,300
<b>Unmarried Couple</b>	30.1	24.4 - 35.8	8,500	33.5	23.7 - 43.3	1,900	29.1	20.7 - 37.6	4,900	32.2	15.5 - 48.9	600	28.3	17.8 - 38.9	1,100
<b>Separated</b>	30.5	22.8 - 38.2	3,200	39.1	25.8 - 52.3	700	28.3	17.4 - 39.2	1,900	n/r	n/r	n/r	31.1	15.2 - 46.9	400
<b>Divorced</b>	23.9	21.3 - 26.4	16,900	25.1	20.7 - 29.4	2,600	23.5	20.0 - 27.0	11,200	28.6	20.6 - 36.7	1,100	22.3	17.8 - 26.9	2,000
<b>Widowed</b>	11.6	9.6 - 13.6	6,600	11.6	8.2 - 14.9	900	11.6	9.0 - 14.2	4,700	7.1	3.1 - 11.0	200	14.4	9.4 - 19.3	800
<b>Never Married</b>	23.6	21.5 - 25.7	54,000	28.1	23.9 - 32.3	8,000	22.7	20.0 - 25.4	37,600	25.5	18.7 - 32.3	2,400	23.7	18.9 - 28.4	6,000



**Adults who Currently Smoke Cigarettes, for State and County, by Gender, DOH Race-Ethnicity, BRFSS Age Group, Education Level, Employment Status, Marital Status, Poverty Level, Healthcare Coverage, for 3-Year Aggregates, for the Years 2002 - 2010**

*Note: 3-Year average weighted numbers (#), percentages and 95% confidence intervals; Respondents aged 18 years and older; n/r (Not Reportable) - Represents cell size restriction of unweighted respondents < 50; n/a (Not Available) - Not asked of a subset of respondents*

*Note: Current smoker refers to adults who have smoked at least 100 cigarettes in their lifetime and currently smoke some days or every day.*

**Years: 2005-2007**

Poverty Level	Hawaii State			Hawaii			Honolulu			Kauai			Maui		
	%	C.I. (95%)	#	%	C.I. (95%)	#	%	C.I. (95%)	#	%	C.I. (95%)	#	%	C.I. (95%)	#
<b>0-130%</b>	25.2	23.0 - 27.4	45,900	29.1	25.3 - 33.0	8,600	23.9	20.9 - 26.8	29,400	26.0	19.8 - 32.1	2,300	27.6	22.2 - 33.0	5,500
<b>131-185%</b>	20.2	17.5 - 22.9	21,800	19.8	15.2 - 24.3	2,800	19.5	15.8 - 23.2	14,600	18.6	12.1 - 25.1	1,100	25.5	20.0 - 31.0	3,300
<b>186+%</b>	13.9	13.1 - 14.7	77,000	14.6	13.0 - 16.2	9,300	13.6	12.5 - 14.7	54,900	15.5	12.8 - 18.2	4,000	14.6	12.8 - 16.4	8,800

Health Care Coverage	Hawaii State			Hawaii			Honolulu			Kauai			Maui		
	%	C.I. (95%)	#	%	C.I. (95%)	#	%	C.I. (95%)	#	%	C.I. (95%)	#	%	C.I. (95%)	#
<b>Yes</b>	16.2	15.5 - 17.0	146,800	17.8	16.2 - 19.3	19,400	15.8	14.8 - 16.8	103,500	17.0	14.7 - 19.3	7,200	17.5	15.7 - 19.2	16,600
<b>No</b>	29.1	25.4 - 32.8	20,800	31.4	25.8 - 37.0	4,400	29.0	23.4 - 34.6	12,400	28.9	18.8 - 39.1	1,300	26.4	20.1 - 32.7	2,800

**Adults who Currently Smoke Cigarettes, for State and County, by Gender, DOH Race-Ethnicity, BRFSS Age Group, Education Level, Employment Status, Marital Status, Poverty Level, Healthcare Coverage, for 3-Year Aggregates, for the Years 2002 - 2010**

*Note: 3-Year average weighted numbers (#), percentages and 95% confidence intervals; Respondents aged 18 years and older; n/r (Not Reportable) - Represents cell size restriction of unweighted respondents < 50; n/a (Not Available) - Not asked of a subset of respondents*

*Note: Current smoker refers to adults who have smoked at least 100 cigarettes in their lifetime and currently smoke some days or every day.*

**Years: 2002-2004**

State	Hawaii State			Hawaii			Honolulu			Kauai			Maui		
	%	C.I. (95%)	#	%	C.I. (95%)	#	%	C.I. (95%)	#	%	C.I. (95%)	#	%	C.I. (95%)	#
<b>Hawaii State</b>	18.4	17.4 - 19.4	167,900	19.9	17.8 - 21.9	23,600	17.6	16.3 - 18.9	114,700	21.5	18.6 - 24.4	9,100	21.1	18.5 - 23.8	20,600

Gender	Hawaii State			Hawaii			Honolulu			Kauai			Maui		
	%	C.I. (95%)	#	%	C.I. (95%)	#	%	C.I. (95%)	#	%	C.I. (95%)	#	%	C.I. (95%)	#
<b>Male</b>	21.8	20.2 - 23.5	98,000	22.6	19.4 - 25.8	13,200	21.1	19.0 - 23.2	68,000	25.2	20.3 - 30.0	5,100	24.2	19.8 - 28.7	11,700
<b>Female</b>	15.1	13.9 - 16.3	69,900	17.2	14.8 - 19.7	10,400	14.1	12.6 - 15.6	46,700	18.0	14.7 - 21.4	3,900	18.1	15.3 - 20.8	8,900

## Adults who Currently Smoke Cigarettes, for State and County, by Gender, DOH Race-Ethnicity, BRFSS Age Group, Education Level, Employment Status, Marital Status, Poverty Level, Healthcare Coverage, for 3-Year Aggregates, for the Years 2002 - 2010

*Note: 3-Year average weighted numbers (#), percentages and 95% confidence intervals; Respondents aged 18 years and older; n/r (Not Reportable) - Represents cell size restriction of unweighted respondents < 50; n/a (Not Available) - Not asked of a subset of respondents*

*Note: Current smoker refers to adults who have smoked at least 100 cigarettes in their lifetime and currently smoke some days or every day.*

### Years: 2002-2004

DOH Race-Ethnicity	Hawaii State			Hawaii			Honolulu			Kauai			Maui		
	%	C.I. (95%)	#	%	C.I. (95%)	#	%	C.I. (95%)	#	%	C.I. (95%)	#	%	C.I. (95%)	#
Caucasian	18.3	16.8 - 19.8	58,000	20.1	17.1 - 23.1	10,000	17.2	15.2 - 19.3	35,500	19.8	15.7 - 23.9	3,500	20.5	17.3 - 23.7	8,900
Native Hawaiian	28.0	24.5 - 31.5	29,600	27.7	22.1 - 33.3	5,600	26.6	21.6 - 31.6	17,600	40.7	30.6 - 50.7	2,100	30.2	21.5 - 38.8	4,300
Chinese	10.2	7.7 - 12.7	7,800	6.5	1.7 - 11.3	300	10.5	7.7 - 13.3	7,000	7.8	0.3 - 15.3	200	9.6	2.2 - 17.1	400
Filipino	18.1	15.1 - 21.0	25,400	12.9	8.0 - 17.8	2,100	19.1	15.2 - 23.0	18,900	20.5	12.9 - 28.2	1,500	16.0	9.9 - 22.1	2,900
Japanese	14.7	12.5 - 16.8	26,600	14.3	10.4 - 18.2	2,800	14.0	11.4 - 16.6	20,200	17.2	10.3 - 24.1	1,200	22.0	15.3 - 28.7	2,400
Black	18.5	11.0 - 26.0	2,300	n/r	n/r	n/r	17.8	9.7 - 25.9	2,000	n/r	n/r	n/r	n/r	n/r	n/r
Native Alaskan/ American Indian	28.5	6.8 - 50.2	1,300	n/r	n/r	n/r	n/r	n/r	n/r	n/r	n/r	n/r	n/r	n/r	n/r
Other Asian	20.8	12.8 - 28.8	4,100	n/r	n/r	n/r	18.9	9.8 - 28.0	3,100	n/r	n/r	n/r	n/r	n/r	n/r
Other Pacific Islander	27.4	16.7 - 38.1	5,400	n/r	n/r	n/r	26.0	14.5 - 37.5	4,500	n/r	n/r	n/r	n/r	n/r	n/r
Other	19.5	13.4 - 25.5	4,500	25.4	12.3 - 38.5	1,100	19.7	11.8 - 27.5	3,200	n/r	n/r	n/r	n/r	n/r	n/r

**Adults who Currently Smoke Cigarettes, for State and County, by Gender, DOH Race-Ethnicity, BRFSS Age Group, Education Level, Employment Status, Marital Status, Poverty Level, Healthcare Coverage, for 3-Year Aggregates, for the Years 2002 - 2010**

*Note: 3-Year average weighted numbers (#), percentages and 95% confidence intervals; Respondents aged 18 years and older; n/r (Not Reportable) - Represents cell size restriction of unweighted respondents < 50; n/a (Not Available) - Not asked of a subset of respondents*

*Note: Current smoker refers to adults who have smoked at least 100 cigarettes in their lifetime and currently smoke some days or every day.*

**Years: 2002-2004**

BRFSS Age Group	Hawaii State			Hawaii			Honolulu			Kauai			Maui		
	%	C.I. (95%)	#	%	C.I. (95%)	#	%	C.I. (95%)	#	%	C.I. (95%)	#	%	C.I. (95%)	#
<b>18-24</b>	25.1	21.1 - 29.2	28,300	28.6	19.7 - 37.6	3,700	24.2	19.3 - 29.1	20,800	29.7	17.6 - 41.7	1,000	26.3	14.5 - 38.1	2,700
<b>25-34</b>	21.2	18.6 - 23.9	34,900	27.1	20.4 - 33.9	4,900	19.6	16.4 - 22.9	23,900	25.8	17.2 - 34.4	1,600	24.7	16.8 - 32.7	4,400
<b>35-44</b>	20.2	17.9 - 22.4	36,300	21.0	16.5 - 25.5	4,600	19.2	16.3 - 22.2	24,900	26.0	18.8 - 33.3	2,100	22.7	17.8 - 27.5	4,700
<b>45-54</b>	19.3	17.3 - 21.3	33,200	20.8	17.3 - 24.4	5,400	17.4	14.7 - 20.1	20,200	24.2	18.1 - 30.3	2,400	25.7	20.6 - 30.8	5,300
<b>55-64</b>	17.5	15.0 - 20.1	20,900	16.9	12.9 - 21.0	2,900	17.9	14.4 - 21.4	14,600	19.7	13.3 - 26.1	1,300	15.4	10.5 - 20.3	2,100
<b>65-74</b>	10.9	8.5 - 13.3	9,000	11.8	7.8 - 15.8	1,400	10.9	7.7 - 14.1	6,300	8.7	3.3 - 14.0	400	11.4	5.8 - 16.9	900
<b>75+</b>	5.1	3.3 - 7.0	3,900	4.1	1.3 - 7.0	400	5.0	2.7 - 7.3	2,800	7.2	0.0 - 15.3	200	7.3	2.3 - 12.3	400

**Adults who Currently Smoke Cigarettes, for State and County, by Gender, DOH Race-Ethnicity, BRFSS Age Group, Education Level, Employment Status, Marital Status, Poverty Level, Healthcare Coverage, for 3-Year Aggregates, for the Years 2002 - 2010**

*Note: 3-Year average weighted numbers (#), percentages and 95% confidence intervals; Respondents aged 18 years and older; n/r (Not Reportable) - Represents cell size restriction of unweighted respondents < 50; n/a (Not Available) - Not asked of a subset of respondents*

*Note: Current smoker refers to adults who have smoked at least 100 cigarettes in their lifetime and currently smoke some days or every day.*

**Years: 2002-2004**

Education Level	Hawaii State			Hawaii			Honolulu			Kauai			Maui		
	%	C.I. (95%)	#	%	C.I. (95%)	#	%	C.I. (95%)	#	%	C.I. (95%)	#	%	C.I. (95%)	#
Never attended school/ Only Kindergarten to Grades 8	11.3	4.8 - 17.8	1,600	12.6	3.7 - 21.5	400	10.1	0.3 - 20.0	900	n/r	n/r	n/r	15.6	2.1 - 29.1	300
Grades 9 thru 11 (Some High School)	24.6	18.6 - 30.5	8,200	27.4	17.6 - 37.1	1,600	20.4	12.8 - 27.9	4,100	n/r	n/r	n/r	35.9	18.9 - 52.9	2,000
Grades 12 or GED (High School Grad)	24.7	22.7 - 26.8	71,600	25.1	21.3 - 28.9	10,100	24.0	21.2 - 26.7	48,500	29.6	24.2 - 34.9	4,300	26.7	22.5 - 30.9	8,600
College 1 to 3 years (Some College/ Tech)	20.3	18.4 - 22.3	55,800	21.9	17.9 - 26.0	7,800	19.6	17.1 - 22.0	38,700	22.3	16.7 - 28.0	2,900	22.8	17.3 - 28.2	6,400
College 4 years or more (College Grad)	10.2	8.8 - 11.5	30,400	10.3	7.8 - 12.7	3,400	10.0	8.4 - 11.7	22,500	10.8	6.6 - 15.0	1,300	11.0	7.7 - 14.2	3,200

## Adults who Currently Smoke Cigarettes, for State and County, by Gender, DOH Race-Ethnicity, BRFSS Age Group, Education Level, Employment Status, Marital Status, Poverty Level, Healthcare Coverage, for 3-Year Aggregates, for the Years 2002 - 2010

*Note: 3-Year average weighted numbers (#), percentages and 95% confidence intervals; Respondents aged 18 years and older; n/r (Not Reportable) - Represents cell size restriction of unweighted respondents < 50; n/a (Not Available) - Not asked of a subset of respondents*

*Note: Current smoker refers to adults who have smoked at least 100 cigarettes in their lifetime and currently smoke some days or every day.*

### Years: 2002-2004

Employment Status	Hawaii State			Hawaii			Honolulu			Kauai			Maui		
	%	C.I. (95%)	#	%	C.I. (95%)	#	%	C.I. (95%)	#	%	C.I. (95%)	#	%	C.I. (95%)	#
<b>Employed for wages</b>	19.2	17.8 - 20.6	100,600	19.6	16.8 - 22.5	11,900	18.5	16.7 - 20.3	71,300	23.1	18.9 - 27.3	5,000	21.9	18.7 - 25.1	12,300
<b>Self-Employed</b>	18.0	14.6 - 21.3	11,700	21.6	15.5 - 27.8	2,600	16.0	10.7 - 21.3	5,800	23.3	14.8 - 31.8	1,400	17.4	11.8 - 22.9	1,900
<b>Not Employed</b>	42.5	35.3 - 49.8	13,800	45.5	32.2 - 58.9	2,700	40.7	31.1 - 50.3	8,600	n/r	n/r	n/r	46.5	25.7 - 67.4	1,900
<b>Retired</b>	9.6	8.0 - 11.2	16,200	8.4	6.2 - 10.7	2,000	9.6	7.4 - 11.7	11,600	11.8	6.6 - 17.1	1,000	10.1	6.4 - 13.8	1,600
<b>Unable to work</b>	32.9	24.9 - 41.0	7,200	36.1	25.1 - 47.2	1,600	33.4	21.7 - 45.1	4,500	n/r	n/r	n/r	27.3	10.0 - 44.5	800
<b>Student</b>	18.3	12.8 - 23.7	7,200	n/r	n/r	n/r	16.0	10.6 - 21.4	5,300	n/r	n/r	n/r	n/r	n/r	n/r
<b>Homemaker</b>	18.9	15.1 - 22.7	11,000	20.3	13.4 - 27.2	1,600	17.9	13.1 - 22.8	7,600	23.1	12.6 - 33.6	600	22.6	12.5 - 32.6	1,100

**Adults who Currently Smoke Cigarettes, for State and County, by Gender, DOH Race-Ethnicity, BRFSS Age Group, Education Level, Employment Status, Marital Status, Poverty Level, Healthcare Coverage, for 3-Year Aggregates, for the Years 2002 - 2010**

*Note: 3-Year average weighted numbers (#), percentages and 95% confidence intervals; Respondents aged 18 years and older; n/r (Not Reportable) - Represents cell size restriction of unweighted respondents < 50; n/a (Not Available) - Not asked of a subset of respondents*

*Note: Current smoker refers to adults who have smoked at least 100 cigarettes in their lifetime and currently smoke some days or every day.*

**Years: 2002-2004**

Employment Status (Grouped)	Hawaii State			Hawaii			Honolulu			Kauai			Maui		
	%	C.I. (95%)	#	%	C.I. (95%)	#	%	C.I. (95%)	#	%	C.I. (95%)	#	%	C.I. (95%)	#
<b>Employed</b>	19.1	17.8 - 20.4	112,300	20.0	17.4 - 22.5	14,500	18.3	16.6 - 20.0	77,100	23.2	19.4 - 26.9	6,400	21.1	18.3 - 24.0	14,200
<b>Unemployed</b>	42.5	35.3 - 49.8	13,800	45.5	32.2 - 58.9	2,700	40.7	31.1 - 50.3	8,600	n/r	n/r	n/r	46.5	25.7 - 67.4	1,900
<b>Retired/Unable to work</b>	12.2	10.5 - 13.9	23,400	12.7	9.9 - 15.5	3,600	11.9	9.7 - 14.2	16,000	13.6	8.5 - 18.6	1,300	12.8	9.1 - 16.5	2,400
<b>Student/Homemaker</b>	18.6	15.5 - 21.8	18,200	22.6	15.9 - 29.3	2,500	17.1	13.5 - 20.7	12,900	19.4	10.9 - 28.0	700	28.1	13.8 - 42.4	2,100

**Adults who Currently Smoke Cigarettes, for State and County, by Gender, DOH Race-Ethnicity, BRFSS Age Group, Education Level, Employment Status, Marital Status, Poverty Level, Healthcare Coverage, for 3-Year Aggregates, for the Years 2002 - 2010**

*Note: 3-Year average weighted numbers (#), percentages and 95% confidence intervals; Respondents aged 18 years and older; n/r (Not Reportable) - Represents cell size restriction of unweighted respondents < 50; n/a (Not Available) - Not asked of a subset of respondents*

*Note: Current smoker refers to adults who have smoked at least 100 cigarettes in their lifetime and currently smoke some days or every day.*

**Years: 2002-2004**

Marital Status	Hawaii State			Hawaii			Honolulu			Kauai			Maui		
	%	C.I. (95%)	#	%	C.I. (95%)	#	%	C.I. (95%)	#	%	C.I. (95%)	#	%	C.I. (95%)	#
<b>Married</b>	13.5	12.4 - 14.7	71,700	14.9	12.7 - 17.2	10,500	12.8	11.3 - 14.3	48,600	14.3	11.4 - 17.3	3,600	16.1	13.3 - 18.9	9,100
<b>Unmarried Couple</b>	32.5	24.3 - 40.7	6,900	37.8	23.3 - 52.4	1,200	31.7	20.3 - 43.1	4,500	n/r	n/r	n/r	28.5	15.5 - 41.6	800
<b>Separated</b>	35.7	23.7 - 47.8	3,800	30.6	11.9 - 49.2	500	33.8	17.7 - 49.8	2,600	n/r	n/r	n/r	n/r	n/r	n/r
<b>Divorced</b>	28.5	25.2 - 31.9	23,200	25.5	20.3 - 30.7	3,200	28.8	24.3 - 33.3	15,800	25.8	17.6 - 33.9	1,000	31.9	22.0 - 41.7	3,300
<b>Widowed</b>	11.1	8.4 - 13.8	6,600	12.2	6.7 - 17.7	900	10.3	6.9 - 13.6	4,500	22.7	10.2 - 35.2	500	11.7	5.4 - 18.1	700
<b>Never Married</b>	26.8	24.1 - 29.5	55,500	30.0	23.9 - 36.0	7,100	25.4	22.1 - 28.8	38,700	34.2	26.2 - 42.3	3,300	29.6	22.7 - 36.6	6,400



**Adults who Currently Smoke Cigarettes, for State and County, by Gender, DOH Race-Ethnicity, BRFSS Age Group, Education Level, Employment Status, Marital Status, Poverty Level, Healthcare Coverage, for 3-Year Aggregates, for the Years 2002 - 2010**

*Note: 3-Year average weighted numbers (#), percentages and 95% confidence intervals; Respondents aged 18 years and older; n/r (Not Reportable) - Represents cell size restriction of unweighted respondents < 50; n/a (Not Available) - Not asked of a subset of respondents*

*Note: Current smoker refers to adults who have smoked at least 100 cigarettes in their lifetime and currently smoke some days or every day.*

**Years: 2002-2004**

Poverty Level	Hawaii State			Hawaii			Honolulu			Kauai			Maui		
	%	C.I. (95%)	#	%	C.I. (95%)	#	%	C.I. (95%)	#	%	C.I. (95%)	#	%	C.I. (95%)	#
<b>0-130%</b>	25.4	22.5 - 28.4	41,100	27.1	21.9 - 32.2	7,600	25.1	21.1 - 29.1	27,500	28.8	21.3 - 36.3	2,400	22.9	14.8 - 31.0	3,700
<b>131-185%</b>	18.5	15.0 - 21.9	16,700	20.0	13.8 - 26.2	2,400	17.5	13.1 - 21.9	11,300	23.7	12.6 - 34.8	1,000	20.4	12.1 - 28.6	2,000
<b>186+%</b>	15.2	13.9 - 16.5	75,600	15.1	12.7 - 17.5	9,200	14.7	13.1 - 16.3	53,200	17.0	13.4 - 20.6	3,600	18.0	14.7 - 21.3	9,500

Health Care Coverage	Hawaii State			Hawaii			Honolulu			Kauai			Maui		
	%	C.I. (95%)	#	%	C.I. (95%)	#	%	C.I. (95%)	#	%	C.I. (95%)	#	%	C.I. (95%)	#
<b>Yes</b>	16.8	15.8 - 17.9	139,900	17.9	15.9 - 19.9	18,700	16.4	15.1 - 17.7	99,000	18.6	15.6 - 21.5	6,600	18.3	15.8 - 20.9	15,600
<b>No</b>	35.3	30.7 - 39.8	27,800	36.4	28.5 - 44.2	4,900	33.4	26.6 - 40.1	15,600	38.2	28.6 - 47.7	2,400	40.0	30.3 - 49.7	4,900

## Adults who Currently Smoke Cigarettes, for State and County, Trend by 5-Year Aggregates, for the Years 2001 - 2010

*Note: 5-Year average weighted numbers (#), percentages and 95% confidence intervals; Respondents aged 18 years and older;  
n/r (Not Reportable) - Represents cell size restriction of unweighted respondents < 50; n/a (Not Available) - Not asked of a subset of respondents*

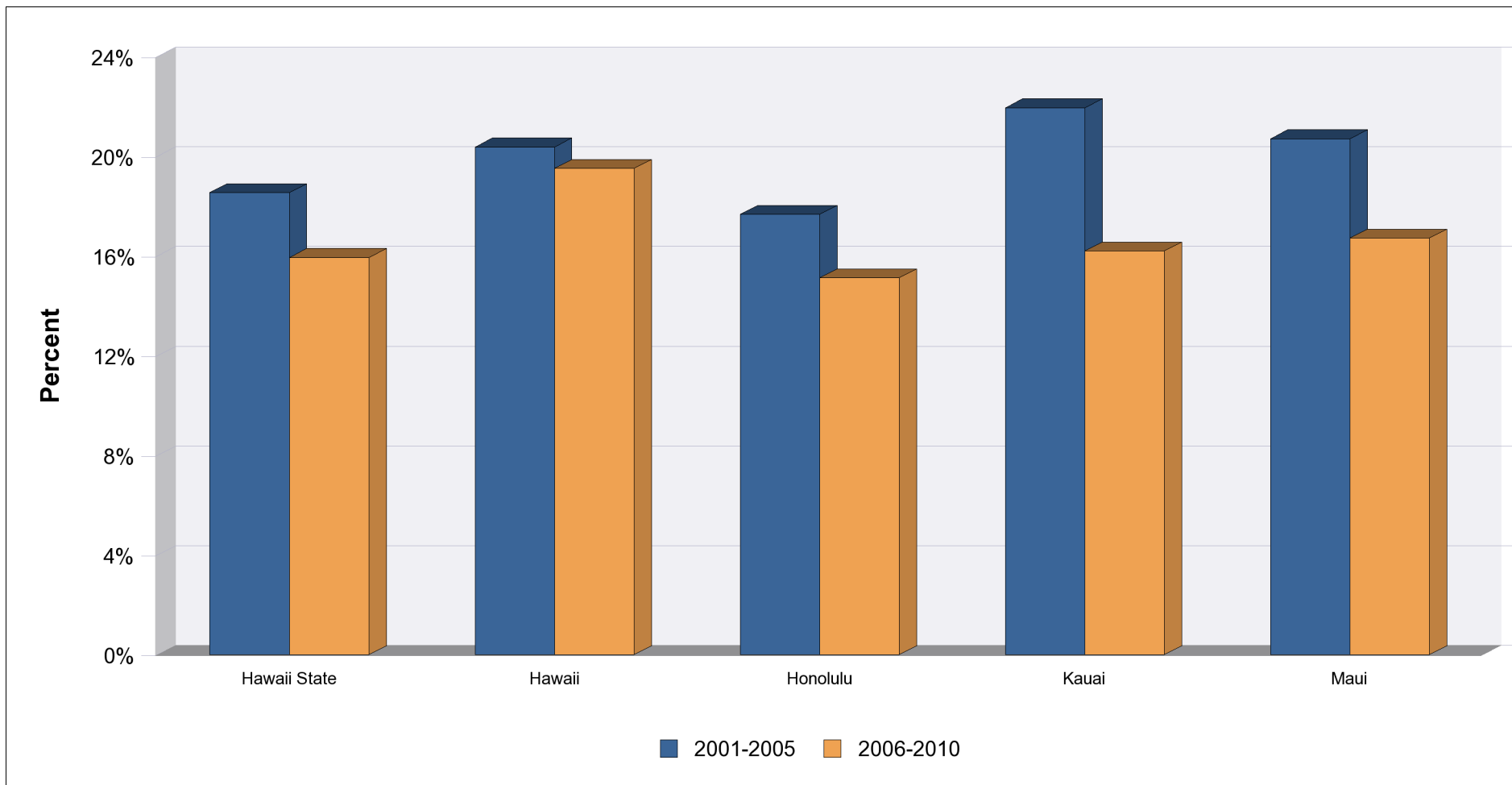
*Note: Current smoker refers to adults who have smoked at least 100 cigarettes in their lifetime and currently smoke some days or every day.*

Years	Hawaii State			Hawaii			Honolulu			Kauai			Maui		
	%	C.I.(95%)	#	%	C.I.(95%)	#	%	C.I.(95%)	#	%	C.I.(95%)	#	%	C.I.(95%)	#
<b>2001-2005</b>	18.5	17.8 - 19.3	170,700	20.4	18.9 - 21.8	23,800	17.7	16.7 - 18.6	117,000	22.0	19.8 - 24.1	9,400	20.7	18.9 - 22.5	20,500
<b>2006-2010</b>	15.9	15.3 - 16.5	158,200	19.5	18.3 - 20.8	25,900	15.1	14.4 - 15.9	106,200	16.2	14.5 - 18.0	7,800	16.7	15.4 - 18.0	18,300

## Adults who Currently Smoke Cigarettes, for State and County, Trend by 5-Year Aggregates, for the Years 2001 - 2010

Note: 5-Year average weighted numbers (#), percentages and 95% confidence intervals; Respondents aged 18 years and older;  
n/r (Not Reportable) - Represents cell size restriction of unweighted respondents < 50; n/a (Not Available) - Not asked of a subset of respondents

Note: Current smoker refers to adults who have smoked at least 100 cigarettes in their lifetime and currently smoke some days or every day.



**Adults who Currently Smoke Cigarettes, for State and County, by Gender, DOH Race-Ethnicity, BRFSS Age Group, Education Level, Employment Status, Marital Status, Poverty Level, Healthcare Coverage, for 5-Year Aggregates, for the Years 2001 - 2010**

*Note: 5-Year average weighted numbers (#), percentages and 95% confidence intervals; Respondents aged 18 years and older; n/r (Not Reportable) - Represents cell size restriction of unweighted respondents < 50; n/a (Not Available) - Not asked of a subset of respondents*

*Note: Current smoker refers to adults who have smoked at least 100 cigarettes in their lifetime and currently smoke some days or every day.*

**Years: 2006-2010**

State	Hawaii State			Hawaii			Honolulu			Kauai			Maui		
	%	C.I. (95%)	#	%	C.I. (95%)	#	%	C.I. (95%)	#	%	C.I. (95%)	#	%	C.I. (95%)	#
<b>Hawaii State</b>	15.9	15.3 - 16.5	158,200	19.5	18.3 - 20.8	25,900	15.1	14.4 - 15.9	106,200	16.2	14.5 - 18.0	7,800	16.7	15.4 - 18.0	18,300

Gender	Hawaii State			Hawaii			Honolulu			Kauai			Maui		
	%	C.I. (95%)	#	%	C.I. (95%)	#	%	C.I. (95%)	#	%	C.I. (95%)	#	%	C.I. (95%)	#
<b>Male</b>	18.0	17.0 - 18.9	88,400	20.7	18.7 - 22.7	13,600	17.4	16.1 - 18.6	60,300	20.1	17.1 - 23.1	4,800	17.5	15.5 - 19.6	9,700
<b>Female</b>	14.0	13.3 - 14.7	69,900	18.3	16.8 - 19.9	12,300	12.9	12.0 - 13.9	46,000	12.4	10.5 - 14.2	3,000	15.9	14.4 - 17.4	8,600

**Adults who Currently Smoke Cigarettes, for State and County, by Gender, DOH Race-Ethnicity, BRFSS Age Group, Education Level, Employment Status, Marital Status, Poverty Level, Healthcare Coverage, for 5-Year Aggregates, for the Years 2001 - 2010**

*Note: 5-Year average weighted numbers (#), percentages and 95% confidence intervals; Respondents aged 18 years and older; n/r (Not Reportable) - Represents cell size restriction of unweighted respondents < 50; n/a (Not Available) - Not asked of a subset of respondents*

*Note: Current smoker refers to adults who have smoked at least 100 cigarettes in their lifetime and currently smoke some days or every day.*

**Years: 2006-2010**

DOH Race-Ethnicity	Hawaii State			Hawaii			Honolulu			Kauai			Maui		
	%	C.I. (95%)	#	%	C.I. (95%)	#	%	C.I. (95%)	#	%	C.I. (95%)	#	%	C.I. (95%)	#
<b>Caucasian</b>	15.7	14.8 - 16.6	49,900	17.7	16.1 - 19.4	10,400	15.2	13.9 - 16.6	29,400	13.7	11.6 - 15.8	2,800	15.9	14.2 - 17.6	7,300
<b>Native Hawaiian</b>	24.3	22.4 - 26.3	31,400	28.3	24.7 - 31.9	6,700	23.1	20.3 - 25.8	18,700	27.3	20.5 - 34.0	1,700	23.6	20.0 - 27.2	4,300
<b>Chinese</b>	8.3	6.2 - 10.4	4,800	14.1	6.3 - 22.0	400	7.9	5.6 - 10.2	4,200	6.1	0.0 - 12.2	<50	12.4	4.6 - 20.3	200
<b>Filipino</b>	14.4	12.7 - 16.0	23,000	19.3	14.9 - 23.6	3,100	13.7	11.6 - 15.9	15,700	15.2	11.3 - 19.2	1,500	13.7	10.2 - 17.3	2,700
<b>Japanese</b>	12.8	11.7 - 14.0	28,800	14.4	11.5 - 17.4	3,100	12.7	11.3 - 14.0	22,900	13.8	10.0 - 17.6	1,000	12.3	9.5 - 15.0	1,800
<b>Black</b>	17.4	12.3 - 22.5	2,600	22.8	8.8 - 36.8	300	15.9	10.3 - 21.5	2,000	n/r	n/r	n/r	n/r	n/r	n/r
<b>Native Alaskan/ American Indian</b>	15.0	9.3 - 20.7	800	17.9	8.8 - 26.9	200	10.3	2.2 - 18.5	300	n/r	n/r	n/r	24.4	9.3 - 39.5	200
<b>Other Asian</b>	16.9	12.8 - 21.1	4,200	13.6	3.2 - 23.9	200	16.9	12.3 - 21.5	3,800	n/r	n/r	n/r	16.1	4.8 - 27.4	100
<b>Other Pacific Islander</b>	20.7	15.6 - 25.8	5,700	15.5	4.7 - 26.3	200	21.5	15.5 - 27.4	4,900	n/r	n/r	n/r	18.4	6.5 - 30.4	500
<b>Mixed Ethnicity</b>	26.2	15.7 - 36.7	1,300	n/r	n/r	n/r	26.4	13.6 - 39.2	1,000	n/r	n/r	n/r	n/r	n/r	n/r
<b>Other</b>	24.4	19.4 - 29.5	5,300	27.9	18.8 - 36.9	1,100	23.7	16.7 - 30.8	3,200	13.1	3.9 - 22.3	200	27.9	16.6 - 39.2	800

**Adults who Currently Smoke Cigarettes, for State and County, by Gender, DOH Race-Ethnicity, BRFSS Age Group, Education Level, Employment Status, Marital Status, Poverty Level, Healthcare Coverage, for 5-Year Aggregates, for the Years 2001 - 2010**

*Note: 5-Year average weighted numbers (#), percentages and 95% confidence intervals; Respondents aged 18 years and older; n/r (Not Reportable) - Represents cell size restriction of unweighted respondents < 50; n/a (Not Available) - Not asked of a subset of respondents*

*Note: Current smoker refers to adults who have smoked at least 100 cigarettes in their lifetime and currently smoke some days or every day.*

**Years: 2006-2010**

BRFSS Age Group	Hawaii State			Hawaii			Honolulu			Kauai			Maui		
	%	C.I. (95%)	#	%	C.I. (95%)	#	%	C.I. (95%)	#	%	C.I. (95%)	#	%	C.I. (95%)	#
<b>18-24</b>	17.5	15.2 - 19.8	21,400	24.4	19.2 - 29.6	4,100	16.6	13.6 - 19.5	14,800	19.7	11.3 - 28.1	1,000	13.5	8.9 - 18.0	1,600
<b>25-34</b>	22.9	20.9 - 24.8	39,300	29.0	24.7 - 33.3	6,700	21.8	19.3 - 24.3	26,600	18.7	12.8 - 24.5	1,500	23.6	19.0 - 28.2	4,500
<b>35-44</b>	17.3	15.9 - 18.7	30,500	20.5	17.6 - 23.4	4,300	16.5	14.7 - 18.3	20,900	20.5	16.0 - 25.0	1,600	18.0	15.2 - 20.8	3,800
<b>45-54</b>	18.2	16.9 - 19.4	32,600	21.7	19.3 - 24.1	5,500	17.1	15.5 - 18.8	21,000	20.4	16.9 - 23.8	1,900	18.7	16.2 - 21.2	4,200
<b>55-64</b>	13.8	12.7 - 14.8	20,900	16.8	14.8 - 18.7	3,700	12.7	11.3 - 14.1	13,100	13.7	11.1 - 16.4	1,100	16.2	13.8 - 18.5	2,900
<b>65-74</b>	9.8	8.7 - 10.9	8,700	9.9	8.0 - 11.9	1,200	9.6	8.2 - 11.1	6,100	11.3	8.1 - 14.4	500	9.9	7.7 - 12.0	900
<b>75+</b>	4.3	3.4 - 5.1	4,100	2.9	1.6 - 4.2	300	4.5	3.4 - 5.6	3,200	2.0	0.7 - 3.4	100	5.6	3.4 - 7.8	500

**Adults who Currently Smoke Cigarettes, for State and County, by Gender, DOH Race-Ethnicity, BRFSS Age Group, Education Level, Employment Status, Marital Status, Poverty Level, Healthcare Coverage, for 5-Year Aggregates, for the Years 2001 - 2010**

*Note: 5-Year average weighted numbers (#), percentages and 95% confidence intervals; Respondents aged 18 years and older; n/r (Not Reportable) - Represents cell size restriction of unweighted respondents < 50; n/a (Not Available) - Not asked of a subset of respondents*

*Note: Current smoker refers to adults who have smoked at least 100 cigarettes in their lifetime and currently smoke some days or every day.*

**Years: 2006-2010**

Education Level	Hawaii State			Hawaii			Honolulu			Kauai			Maui		
	%	C.I. (95%)	#	%	C.I. (95%)	#	%	C.I. (95%)	#	%	C.I. (95%)	#	%	C.I. (95%)	#
Never attended school/ Only Kindergarten to Grades 8	11.7	7.6 - 15.7	1,600	11.5	4.3 - 18.8	200	12.4	6.8 - 18.1	1,100	12.5	2.7 - 22.3	100	7.2	1.8 - 12.7	100
Grades 9 thru 11 (Some High School)	34.3	30.1 - 38.5	13,500	41.4	34.5 - 48.3	2,800	33.5	27.7 - 39.3	8,800	23.6	13.3 - 33.9	300	31.6	23.4 - 39.9	1,600
Grades 12 or GED (High School Grad)	22.2	20.9 - 23.5	65,400	24.7	22.2 - 27.1	11,200	21.7	19.9 - 23.5	42,700	21.3	17.5 - 25.1	3,300	22.5	19.9 - 25.1	8,200
College 1 to 3 years (Some College/ Tech)	16.9	15.8 - 18.0	48,400	20.6	18.1 - 23.1	7,800	16.1	14.6 - 17.5	32,500	17.1	13.9 - 20.4	2,600	17.8	15.3 - 20.2	5,600
College 4 years or more (College Grad)	8.2	7.5 - 8.8	29,200	9.5	8.1 - 10.9	3,900	7.9	7.0 - 8.7	21,000	9.8	7.7 - 11.8	1,500	8.1	6.7 - 9.4	2,800

**Adults who Currently Smoke Cigarettes, for State and County, by Gender, DOH Race-Ethnicity, BRFSS Age Group, Education Level, Employment Status, Marital Status, Poverty Level, Healthcare Coverage, for 5-Year Aggregates, for the Years 2001 - 2010**

*Note: 5-Year average weighted numbers (#), percentages and 95% confidence intervals; Respondents aged 18 years and older; n/r (Not Reportable) - Represents cell size restriction of unweighted respondents < 50; n/a (Not Available) - Not asked of a subset of respondents*

*Note: Current smoker refers to adults who have smoked at least 100 cigarettes in their lifetime and currently smoke some days or every day.*

**Years: 2006-2010**

Employment Status	Hawaii State			Hawaii			Honolulu			Kauai			Maui		
	%	C.I. (95%)	#	%	C.I. (95%)	#	%	C.I. (95%)	#	%	C.I. (95%)	#	%	C.I. (95%)	#
<b>Employed for wages</b>	17.4	16.6 - 18.3	93,700	20.5	18.5 - 22.5	13,100	16.8	15.6 - 17.9	65,200	19.3	16.6 - 22.0	4,900	17.8	15.9 - 19.7	10,500
<b>Self-Employed</b>	16.9	14.9 - 18.9	14,300	19.0	15.8 - 22.2	3,200	16.9	13.8 - 20.1	8,100	8.4	5.6 - 11.2	500	17.5	14.0 - 21.0	2,500
<b>Not Employed</b>	25.3	21.8 - 28.7	12,700	33.0	26.7 - 39.4	2,900	23.2	18.5 - 27.9	7,700	29.2	17.6 - 40.8	700	23.3	17.0 - 29.5	1,300
<b>Retired</b>	7.3	6.6 - 8.0	13,700	7.6	6.3 - 8.8	1,900	6.9	6.0 - 7.8	9,200	7.4	5.6 - 9.2	700	9.7	8.0 - 11.5	1,800
<b>Unable to work</b>	32.1	28.2 - 36.0	10,200	41.1	34.5 - 47.7	3,000	28.9	23.4 - 34.5	5,700	35.7	23.0 - 48.3	500	30.0	22.3 - 37.6	1,000
<b>Student</b>	10.1	7.5 - 12.8	4,900	12.0	5.6 - 18.4	500	10.0	6.9 - 13.1	4,000	n/r	n/r	n/r	9.9	4.3 - 15.5	400
<b>Homemaker</b>	16.6	14.3 - 18.9	8,500	21.3	15.6 - 27.0	1,200	15.9	13.1 - 18.7	6,100	15.6	9.3 - 22.0	400	16.8	10.9 - 22.8	800



**Adults who Currently Smoke Cigarettes, for State and County, by Gender, DOH Race-Ethnicity, BRFSS Age Group, Education Level, Employment Status, Marital Status, Poverty Level, Healthcare Coverage, for 5-Year Aggregates, for the Years 2001 - 2010**

*Note: 5-Year average weighted numbers (#), percentages and 95% confidence intervals; Respondents aged 18 years and older; n/r (Not Reportable) - Represents cell size restriction of unweighted respondents < 50; n/a (Not Available) - Not asked of a subset of respondents*

*Note: Current smoker refers to adults who have smoked at least 100 cigarettes in their lifetime and currently smoke some days or every day.*

**Years: 2006-2010**

Employment Status (Grouped)	Hawaii State			Hawaii			Honolulu			Kauai			Maui		
	%	C.I. (95%)	#	%	C.I. (95%)	#	%	C.I. (95%)	#	%	C.I. (95%)	#	%	C.I. (95%)	#
<b>Employed</b>	17.4	16.6 - 18.2	108,000	20.2	18.5 - 21.9	16,300	16.8	15.7 - 17.8	73,200	17.3	15.0 - 19.6	5,400	17.7	16.0 - 19.4	13,100
<b>Unemployed</b>	25.3	21.8 - 28.7	12,700	33.0	26.7 - 39.4	2,900	23.2	18.5 - 27.9	7,700	29.2	17.6 - 40.8	700	23.3	17.0 - 29.5	1,300
<b>Retired/Unable to work</b>	10.9	10.0 - 11.8	23,900	14.9	13.0 - 16.9	4,900	9.8	8.6 - 10.9	14,900	11.0	8.5 - 13.5	1,200	12.9	10.9 - 14.8	2,800
<b>Student/Homemaker</b>	13.4	11.7 - 15.2	13,400	17.3	13.0 - 21.7	1,700	12.9	10.8 - 15.0	10,100	13.1	8.0 - 18.3	500	13.8	9.5 - 18.1	1,200

**Adults who Currently Smoke Cigarettes, for State and County, by Gender, DOH Race-Ethnicity, BRFSS Age Group, Education Level, Employment Status, Marital Status, Poverty Level, Healthcare Coverage, for 5-Year Aggregates, for the Years 2001 - 2010**

*Note: 5-Year average weighted numbers (#), percentages and 95% confidence intervals; Respondents aged 18 years and older; n/r (Not Reportable) - Represents cell size restriction of unweighted respondents < 50; n/a (Not Available) - Not asked of a subset of respondents*

*Note: Current smoker refers to adults who have smoked at least 100 cigarettes in their lifetime and currently smoke some days or every day.*

**Years: 2006-2010**

Marital Status	Hawaii State			Hawaii			Honolulu			Kauai			Maui		
	%	C.I. (95%)	#	%	C.I. (95%)	#	%	C.I. (95%)	#	%	C.I. (95%)	#	%	C.I. (95%)	#
<b>Married</b>	12.4	11.7 - 13.0	72,000	14.0	12.6 - 15.3	10,300	11.9	11.1 - 12.7	49,700	13.5	11.4 - 15.5	3,900	13.0	11.6 - 14.4	8,200
<b>Unmarried Couple</b>	29.6	24.9 - 34.4	9,100	30.4	23.0 - 37.7	1,800	29.4	22.1 - 36.7	5,200	24.8	12.9 - 36.6	500	31.3	22.5 - 40.1	1,700
<b>Separated</b>	29.2	22.3 - 36.0	3,200	30.4	20.7 - 40.1	500	29.5	19.7 - 39.3	2,100	n/r	n/r	n/r	26.2	13.9 - 38.4	300
<b>Divorced</b>	22.8	20.9 - 24.7	16,300	25.3	21.8 - 28.7	2,800	22.5	19.8 - 25.3	10,500	26.0	20.3 - 31.6	1,100	19.9	16.6 - 23.1	1,900
<b>Widowed</b>	10.9	9.3 - 12.5	6,300	9.7	7.3 - 12.1	800	10.7	8.6 - 12.9	4,400	7.3	4.5 - 10.1	200	15.5	11.3 - 19.6	900
<b>Never Married</b>	21.6	20.0 - 23.3	51,200	30.6	26.9 - 34.2	9,600	20.0	18.0 - 22.1	34,300	20.2	15.2 - 25.2	1,900	21.9	18.2 - 25.5	5,400

**Adults who Currently Smoke Cigarettes, for State and County, by Gender, DOH Race-Ethnicity, BRFSS Age Group, Education Level, Employment Status, Marital Status, Poverty Level, Healthcare Coverage, for 5-Year Aggregates, for the Years 2001 - 2010**

*Note: 5-Year average weighted numbers (#), percentages and 95% confidence intervals; Respondents aged 18 years and older; n/r (Not Reportable) - Represents cell size restriction of unweighted respondents < 50; n/a (Not Available) - Not asked of a subset of respondents*

*Note: Current smoker refers to adults who have smoked at least 100 cigarettes in their lifetime and currently smoke some days or every day.*

**Years: 2006-2010**

Poverty Level	Hawaii State			Hawaii			Honolulu			Kauai			Maui		
	%	C.I. (95%)	#	%	C.I. (95%)	#	%	C.I. (95%)	#	%	C.I. (95%)	#	%	C.I. (95%)	#
<b>0-130%</b>	24.4	22.8 - 26.1	48,700	29.6	26.5 - 32.6	10,400	22.8	20.6 - 25.1	29,800	25.8	20.4 - 31.2	2,600	25.1	21.4 - 28.8	5,800
<b>131-185%</b>	19.1	17.2 - 20.9	24,400	19.6	16.5 - 22.7	3,700	19.0	16.4 - 21.6	16,400	15.7	11.6 - 19.8	1,200	20.5	16.7 - 24.2	3,100
<b>186+%</b>	12.4	11.8 - 13.1	68,800	14.2	12.8 - 15.7	9,300	12.1	11.3 - 12.9	48,600	12.8	11.0 - 14.6	3,300	12.5	11.2 - 13.8	7,400

Health Care Coverage	Hawaii State			Hawaii			Honolulu			Kauai			Maui		
	%	C.I. (95%)	#	%	C.I. (95%)	#	%	C.I. (95%)	#	%	C.I. (95%)	#	%	C.I. (95%)	#
<b>Yes</b>	15.1	14.5 - 15.7	139,000	18.4	17.2 - 19.7	22,100	14.4	13.6 - 15.1	94,700	15.4	13.6 - 17.1	6,800	15.6	14.3 - 16.9	15,500
<b>No</b>	27.6	24.4 - 30.8	18,900	29.5	24.4 - 34.6	3,700	27.2	22.4 - 32.1	11,400	24.7	16.8 - 32.6	1,000	27.9	22.4 - 33.3	2,700

**Adults who Currently Smoke Cigarettes, for State and County, by Gender, DOH Race-Ethnicity, BRFSS Age Group, Education Level, Employment Status, Marital Status, Poverty Level, Healthcare Coverage, for 5-Year Aggregates, for the Years 2001 - 2010**

*Note: 5-Year average weighted numbers (#), percentages and 95% confidence intervals; Respondents aged 18 years and older; n/r (Not Reportable) - Represents cell size restriction of unweighted respondents < 50; n/a (Not Available) - Not asked of a subset of respondents*

*Note: Current smoker refers to adults who have smoked at least 100 cigarettes in their lifetime and currently smoke some days or every day.*

**Years: 2001-2005**

State	Hawaii State			Hawaii			Honolulu			Kauai			Maui		
	%	C.I. (95%)	#	%	C.I. (95%)	#	%	C.I. (95%)	#	%	C.I. (95%)	#	%	C.I. (95%)	#
<b>Hawaii State</b>	18.5	17.8 - 19.3	170,700	20.4	18.9 - 21.8	23,800	17.7	16.7 - 18.6	117,000	22.0	19.8 - 24.1	9,400	20.7	18.9 - 22.5	20,500

Gender	Hawaii State			Hawaii			Honolulu			Kauai			Maui		
	%	C.I. (95%)	#	%	C.I. (95%)	#	%	C.I. (95%)	#	%	C.I. (95%)	#	%	C.I. (95%)	#
<b>Male</b>	21.8	20.6 - 23.0	99,500	22.4	20.1 - 24.7	12,900	21.3	19.8 - 22.9	70,100	25.9	22.4 - 29.5	5,400	22.4	19.3 - 25.4	11,100
<b>Female</b>	15.3	14.5 - 16.2	71,200	18.4	16.6 - 20.2	10,900	14.1	13.0 - 15.2	46,900	18.2	15.7 - 20.7	4,000	19.0	17.1 - 21.0	9,400

## Adults who Currently Smoke Cigarettes, for State and County, by Gender, DOH Race-Ethnicity, BRFSS Age Group, Education Level, Employment Status, Marital Status, Poverty Level, Healthcare Coverage, for 5-Year Aggregates, for the Years 2001 - 2010

*Note: 5-Year average weighted numbers (#), percentages and 95% confidence intervals; Respondents aged 18 years and older; n/r (Not Reportable) - Represents cell size restriction of unweighted respondents < 50; n/a (Not Available) - Not asked of a subset of respondents*

*Note: Current smoker refers to adults who have smoked at least 100 cigarettes in their lifetime and currently smoke some days or every day.*

### Years: 2001-2005

DOH Race-Ethnicity	Hawaii State			Hawaii			Honolulu			Kauai			Maui		
	%	C.I. (95%)	#	%	C.I. (95%)	#	%	C.I. (95%)	#	%	C.I. (95%)	#	%	C.I. (95%)	#
Caucasian	18.9	17.8 - 20.0	59,600	19.5	17.4 - 21.6	9,600	18.1	16.5 - 19.7	37,100	20.3	17.2 - 23.3	3,600	21.3	19.0 - 23.6	9,400
Native Hawaiian	28.0	25.5 - 30.5	30,800	29.2	25.1 - 33.3	6,100	26.4	22.8 - 29.9	18,200	38.8	31.7 - 45.8	2,200	29.7	23.9 - 35.6	4,300
Chinese	10.2	8.3 - 12.2	6,900	9.8	5.0 - 14.5	300	10.1	7.9 - 12.3	6,000	13.0	4.1 - 21.9	200	12.1	5.3 - 18.8	400
Filipino	17.5	15.4 - 19.6	24,800	15.7	11.8 - 19.6	2,300	18.1	15.4 - 20.9	18,300	22.1	16.4 - 27.7	1,700	13.8	9.6 - 17.9	2,500
Japanese	14.8	13.2 - 16.3	27,700	14.0	11.2 - 16.8	2,700	14.5	12.7 - 16.4	21,600	14.8	10.2 - 19.3	1,100	18.7	14.4 - 22.9	2,400
Black	17.3	11.9 - 22.6	2,500	n/r	n/r	n/r	17.0	11.3 - 22.7	2,300	n/r	n/r	n/r	n/r	n/r	n/r
Native Alaskan/ American Indian	27.5	13.7 - 41.4	1,300	n/r	n/r	n/r	n/r	n/r	n/r	n/r	n/r	n/r	n/r	n/r	n/r
Other Asian	20.6	15.1 - 26.2	4,400	31.5	14.6 - 48.4	400	19.5	13.4 - 25.7	3,600	n/r	n/r	n/r	n/r	n/r	n/r
Other Pacific Islander	24.7	17.7 - 31.6	5,100	n/r	n/r	n/r	22.8	15.3 - 30.2	4,100	n/r	n/r	n/r	n/r	n/r	n/r
Other	19.0	14.7 - 23.3	5,200	25.3	16.5 - 34.1	1,100	18.2	12.6 - 23.7	3,500	24.5	8.2 - 40.7	200	13.5	6.0 - 21.0	400

**Adults who Currently Smoke Cigarettes, for State and County, by Gender, DOH Race-Ethnicity, BRFSS Age Group, Education Level, Employment Status, Marital Status, Poverty Level, Healthcare Coverage, for 5-Year Aggregates, for the Years 2001 - 2010**

*Note: 5-Year average weighted numbers (#), percentages and 95% confidence intervals; Respondents aged 18 years and older; n/r (Not Reportable) - Represents cell size restriction of unweighted respondents < 50; n/a (Not Available) - Not asked of a subset of respondents*

*Note: Current smoker refers to adults who have smoked at least 100 cigarettes in their lifetime and currently smoke some days or every day.*

**Years: 2001-2005**

BRFSS Age Group	Hawaii State			Hawaii			Honolulu			Kauai			Maui		
	%	C.I. (95%)	#	%	C.I. (95%)	#	%	C.I. (95%)	#	%	C.I. (95%)	#	%	C.I. (95%)	#
<b>18-24</b>	24.7	21.9 - 27.6	28,000	30.9	24.5 - 37.4	4,000	23.5	20.0 - 27.0	20,000	29.9	20.4 - 39.3	1,000	25.8	17.5 - 34.1	2,900
<b>25-34</b>	21.5	19.5 - 23.4	35,600	26.2	21.6 - 30.8	4,800	19.9	17.5 - 22.3	24,400	29.1	22.6 - 35.5	2,100	24.5	19.1 - 29.9	4,300
<b>35-44</b>	20.1	18.5 - 21.8	36,500	22.4	19.1 - 25.8	4,800	19.1	17.0 - 21.2	25,000	26.8	21.7 - 31.9	2,200	21.5	18.1 - 24.9	4,500
<b>45-54</b>	19.9	18.4 - 21.4	34,000	20.8	18.1 - 23.4	5,100	18.6	16.6 - 20.7	21,800	23.9	19.3 - 28.4	2,200	24.3	20.8 - 27.8	4,900
<b>55-64</b>	18.0	16.1 - 19.8	22,200	17.7	14.8 - 20.7	3,000	18.0	15.5 - 20.6	15,600	19.2	14.6 - 23.8	1,200	17.2	13.6 - 20.7	2,400
<b>65-74</b>	10.8	9.1 - 12.5	9,100	11.4	8.5 - 14.2	1,300	10.6	8.3 - 12.9	6,300	8.7	4.9 - 12.6	400	12.3	8.4 - 16.2	1,000
<b>75+</b>	5.4	4.1 - 6.8	4,100	4.9	2.6 - 7.3	500	5.4	3.7 - 7.1	3,000	5.8	0.8 - 10.7	200	6.5	3.1 - 9.9	400

**Adults who Currently Smoke Cigarettes, for State and County, by Gender, DOH Race-Ethnicity, BRFSS Age Group, Education Level, Employment Status, Marital Status, Poverty Level, Healthcare Coverage, for 5-Year Aggregates, for the Years 2001 - 2010**

*Note: 5-Year average weighted numbers (#), percentages and 95% confidence intervals; Respondents aged 18 years and older; n/r (Not Reportable) - Represents cell size restriction of unweighted respondents < 50; n/a (Not Available) - Not asked of a subset of respondents*

*Note: Current smoker refers to adults who have smoked at least 100 cigarettes in their lifetime and currently smoke some days or every day.*

**Years: 2001-2005**

Education Level	Hawaii State			Hawaii			Honolulu			Kauai			Maui		
	%	C.I. (95%)	#	%	C.I. (95%)	#	%	C.I. (95%)	#	%	C.I. (95%)	#	%	C.I. (95%)	#
Never attended school/ Only Kindergarten to Grades 8	17.1	11.7 - 22.5	2,700	11.5	4.8 - 18.1	300	17.3	9.7 - 24.8	1,700	16.2	5.1 - 27.4	200	23.1	8.0 - 38.1	600
Grades 9 thru 11 (Some High School)	26.2	21.9 - 30.5	9,300	28.7	21.5 - 35.9	1,700	23.9	18.4 - 29.5	5,600	24.4	13.1 - 35.7	400	35.0	22.6 - 47.5	1,700
Grades 12 or GED (High School Grad)	24.6	23.1 - 26.1	71,100	26.4	23.6 - 29.2	10,600	23.6	21.6 - 25.6	47,500	30.6	26.5 - 34.7	4,500	25.9	23.0 - 28.9	8,500
College 1 to 3 years (Some College/ Tech)	20.0	18.6 - 21.4	55,200	21.5	18.6 - 24.3	7,500	19.3	17.5 - 21.1	38,500	22.5	18.4 - 26.5	2,900	21.8	18.1 - 25.5	6,200
College 4 years or more (College Grad)	10.6	9.6 - 11.6	32,000	10.9	9.1 - 12.7	3,600	10.4	9.2 - 11.6	23,700	11.3	8.2 - 14.4	1,400	11.4	9.2 - 13.7	3,400

**Adults who Currently Smoke Cigarettes, for State and County, by Gender, DOH Race-Ethnicity, BRFSS Age Group, Education Level, Employment Status, Marital Status, Poverty Level, Healthcare Coverage, for 5-Year Aggregates, for the Years 2001 - 2010**

*Note: 5-Year average weighted numbers (#), percentages and 95% confidence intervals; Respondents aged 18 years and older; n/r (Not Reportable) - Represents cell size restriction of unweighted respondents < 50; n/a (Not Available) - Not asked of a subset of respondents*

*Note: Current smoker refers to adults who have smoked at least 100 cigarettes in their lifetime and currently smoke some days or every day.*

**Years: 2001-2005**

Employment Status	Hawaii State			Hawaii			Honolulu			Kauai			Maui		
	%	C.I. (95%)	#	%	C.I. (95%)	#	%	C.I. (95%)	#	%	C.I. (95%)	#	%	C.I. (95%)	#
<b>Employed for wages</b>	19.5	18.5 - 20.5	103,400	21.2	19.1 - 23.3	12,700	18.6	17.3 - 19.9	72,700	24.1	21.0 - 27.2	5,600	21.6	19.3 - 23.9	12,400
<b>Self-Employed</b>	19.0	16.5 - 21.5	12,600	19.9	15.8 - 24.0	2,500	17.6	13.7 - 21.5	6,600	23.9	17.2 - 30.5	1,200	20.5	16.2 - 24.8	2,200
<b>Not Employed</b>	41.9	36.3 - 47.5	12,200	44.5	34.7 - 54.3	2,400	41.3	33.6 - 49.0	7,600	45.8	31.9 - 59.7	700	39.2	23.9 - 54.6	1,400
<b>Retired</b>	9.5	8.4 - 10.7	16,600	9.3	7.5 - 11.1	2,200	9.2	7.7 - 10.7	11,500	11.1	7.5 - 14.6	1,000	11.1	8.5 - 13.7	1,900
<b>Unable to work</b>	33.9	28.4 - 39.3	8,100	36.2	28.4 - 44.0	1,700	34.8	27.3 - 42.4	5,500	32.1	18.6 - 45.5	300	24.7	13.2 - 36.1	700
<b>Student</b>	17.5	13.6 - 21.4	7,000	23.2	13.4 - 33.1	800	15.8	11.7 - 19.9	5,200	n/r	n/r	n/r	30.4	9.7 - 51.0	900
<b>Homemaker</b>	19.3	16.4 - 22.2	10,600	20.2	14.6 - 25.9	1,300	18.8	15.2 - 22.5	7,700	20.1	12.1 - 28.1	500	21.8	14.8 - 28.9	1,000



**Adults who Currently Smoke Cigarettes, for State and County, by Gender, DOH Race-Ethnicity, BRFSS Age Group, Education Level, Employment Status, Marital Status, Poverty Level, Healthcare Coverage, for 5-Year Aggregates, for the Years 2001 - 2010**

*Note: 5-Year average weighted numbers (#), percentages and 95% confidence intervals; Respondents aged 18 years and older; n/r (Not Reportable) - Represents cell size restriction of unweighted respondents < 50; n/a (Not Available) - Not asked of a subset of respondents*

*Note: Current smoker refers to adults who have smoked at least 100 cigarettes in their lifetime and currently smoke some days or every day.*

**Years: 2001-2005**

Employment Status (Grouped)	Hawaii State			Hawaii			Honolulu			Kauai			Maui		
	%	C.I. (95%)	#	%	C.I. (95%)	#	%	C.I. (95%)	#	%	C.I. (95%)	#	%	C.I. (95%)	#
<b>Employed</b>	19.4	18.5 - 20.4	116,000	21.0	19.1 - 22.9	15,200	18.5	17.3 - 19.8	79,400	24.1	21.3 - 26.8	6,800	21.4	19.4 - 23.5	14,600
<b>Unemployed</b>	41.9	36.3 - 47.5	12,200	44.5	34.7 - 54.3	2,400	41.3	33.6 - 49.0	7,600	45.8	31.9 - 59.7	700	39.2	23.9 - 54.6	1,400
<b>Retired/Unable to work</b>	12.4	11.2 - 13.7	24,700	13.7	11.6 - 15.7	3,900	12.1	10.5 - 13.7	17,000	13.1	9.6 - 16.6	1,200	13.0	10.3 - 15.6	2,500
<b>Student/Homemaker</b>	18.5	16.2 - 20.9	17,600	21.2	16.2 - 26.3	2,100	17.5	14.7 - 20.2	12,900	18.8	12.0 - 25.5	600	25.1	15.8 - 34.4	1,900

**Adults who Currently Smoke Cigarettes, for State and County, by Gender, DOH Race-Ethnicity, BRFSS Age Group, Education Level, Employment Status, Marital Status, Poverty Level, Healthcare Coverage, for 5-Year Aggregates, for the Years 2001 - 2010**

*Note: 5-Year average weighted numbers (#), percentages and 95% confidence intervals; Respondents aged 18 years and older; n/r (Not Reportable) - Represents cell size restriction of unweighted respondents < 50; n/a (Not Available) - Not asked of a subset of respondents*

*Note: Current smoker refers to adults who have smoked at least 100 cigarettes in their lifetime and currently smoke some days or every day.*

**Years: 2001-2005**

Marital Status	Hawaii State			Hawaii			Honolulu			Kauai			Maui		
	%	C.I. (95%)	#	%	C.I. (95%)	#	%	C.I. (95%)	#	%	C.I. (95%)	#	%	C.I. (95%)	#
<b>Married</b>	13.8	13.0 - 14.7	74,200	15.0	13.3 - 16.7	10,100	13.2	12.1 - 14.3	51,300	15.8	13.6 - 18.1	4,000	15.7	13.7 - 17.7	8,900
<b>Unmarried Couple</b>	30.7	24.7 - 36.8	6,100	35.5	24.8 - 46.2	1,100	29.2	20.5 - 37.9	3,700	n/r	n/r	n/r	28.9	19.1 - 38.7	800
<b>Separated</b>	32.1	24.5 - 39.8	3,900	36.0	24.3 - 47.7	700	29.2	18.9 - 39.4	2,500	n/r	n/r	n/r	38.1	24.5 - 51.6	400
<b>Divorced</b>	29.2	26.7 - 31.7	23,300	26.4	22.4 - 30.4	3,100	29.5	26.2 - 32.8	16,000	28.1	21.5 - 34.6	1,100	31.4	24.7 - 38.0	3,100
<b>Widowed</b>	10.9	8.9 - 12.8	6,200	12.5	8.5 - 16.5	900	10.1	7.6 - 12.5	4,200	15.5	7.9 - 23.1	400	12.5	7.9 - 17.1	700
<b>Never Married</b>	26.5	24.6 - 28.4	56,800	30.7	26.6 - 34.8	7,800	25.1	22.7 - 27.5	39,300	33.4	27.4 - 39.4	3,200	28.6	23.9 - 33.3	6,600

**Adults who Currently Smoke Cigarettes, for State and County, by Gender, DOH Race-Ethnicity, BRFSS Age Group, Education Level, Employment Status, Marital Status, Poverty Level, Healthcare Coverage, for 5-Year Aggregates, for the Years 2001 - 2010**

*Note: 5-Year average weighted numbers (#), percentages and 95% confidence intervals; Respondents aged 18 years and older; n/r (Not Reportable) - Represents cell size restriction of unweighted respondents < 50; n/a (Not Available) - Not asked of a subset of respondents*

*Note: Current smoker refers to adults who have smoked at least 100 cigarettes in their lifetime and currently smoke some days or every day.*

**Years: 2001-2005**

Poverty Level	Hawaii State			Hawaii			Honolulu			Kauai			Maui		
	%	C.I. (95%)	#	%	C.I. (95%)	#	%	C.I. (95%)	#	%	C.I. (95%)	#	%	C.I. (95%)	#
<b>0-130%</b>	25.6	23.5 - 27.8	40,900	28.5	24.7 - 32.2	7,500	24.5	21.7 - 27.4	26,800	31.0	25.3 - 36.7	2,500	25.6	19.7 - 31.5	4,200
<b>131-185%</b>	18.4	16.0 - 20.8	17,400	20.4	16.2 - 24.7	2,500	17.5	14.3 - 20.7	11,800	21.4	14.1 - 28.7	1,000	20.4	14.9 - 25.8	2,100
<b>186+%</b>	15.6	14.6 - 16.5	76,600	15.4	13.7 - 17.2	8,900	15.0	13.8 - 16.2	54,200	18.8	16.0 - 21.5	4,000	18.2	15.9 - 20.5	9,500

Health Care Coverage	Hawaii State			Hawaii			Honolulu			Kauai			Maui		
	%	C.I. (95%)	#	%	C.I. (95%)	#	%	C.I. (95%)	#	%	C.I. (95%)	#	%	C.I. (95%)	#
<b>Yes</b>	17.1	16.4 - 17.9	144,400	18.5	17.0 - 19.9	19,000	16.5	15.6 - 17.5	101,600	19.7	17.5 - 21.9	7,300	18.7	17.0 - 20.5	16,500
<b>No</b>	34.4	31.1 - 37.8	26,000	35.4	29.9 - 40.9	4,700	33.3	28.4 - 38.2	15,200	37.3	29.5 - 45.1	2,100	36.6	29.4 - 43.9	4,000