

Tobacco Use - Current Cigarette Smokers, for the State of Hawaii, for State and County, for the Year 2011

Note: Weighted numbers (#), percentages and 95% confidence intervals; n/r (Not Reportable) - Represents cell size restriction based on unweighted respondents; n/a (Not Available) - Not asked of a subset of respondents

The Leading Health Indicators were developed as part of the Healthy People initiative. The Leading Health Indicators (LHI) were selected to reflect the major public health concerns in the United States. Ten indicators were chosen based upon their ability to motivate action, the availability of data to measure their progress and their relevance as broad public health issues.

This report looks at Tobacco Use for youths and adults:

Youths in grades 6-12 who smoked cigarettes on one or more of the past 30 days. (Source: YTS)

Adults who have smoked at least 100 cigarettes in their lifetime and currently smoke some days or every day. (Source: BRFSS)

Note: This report provides only state-level data for the youth data. County-level data is not available.

Suggested citation:

Hawaii Health Data Warehouse; Hawaii State Department of Health, Behavioral Risk Factor Surveillance System (BRFSS), State of Hawaii, Hawaii School Health Survey: Youth Tobacco Survey Module (YTS), (report title and years), Report Created: 10/18/2013

For documentation on other terms and coding in this report, please go to the following links

[Click here to access BRFSS documentation](#)

[Click here to access YTS documentation](#)

[Click here to access DOH Race-Ethnicity coding](#)

[Click here to access The Hawai'i Data Guide](#)

[Click here to access Poverty Level Methodology](#)

**For questions about this report, please contact
The Hawaii Health Data Warehouse**

profiles@hhdw.org

(855) 946-5899 x15

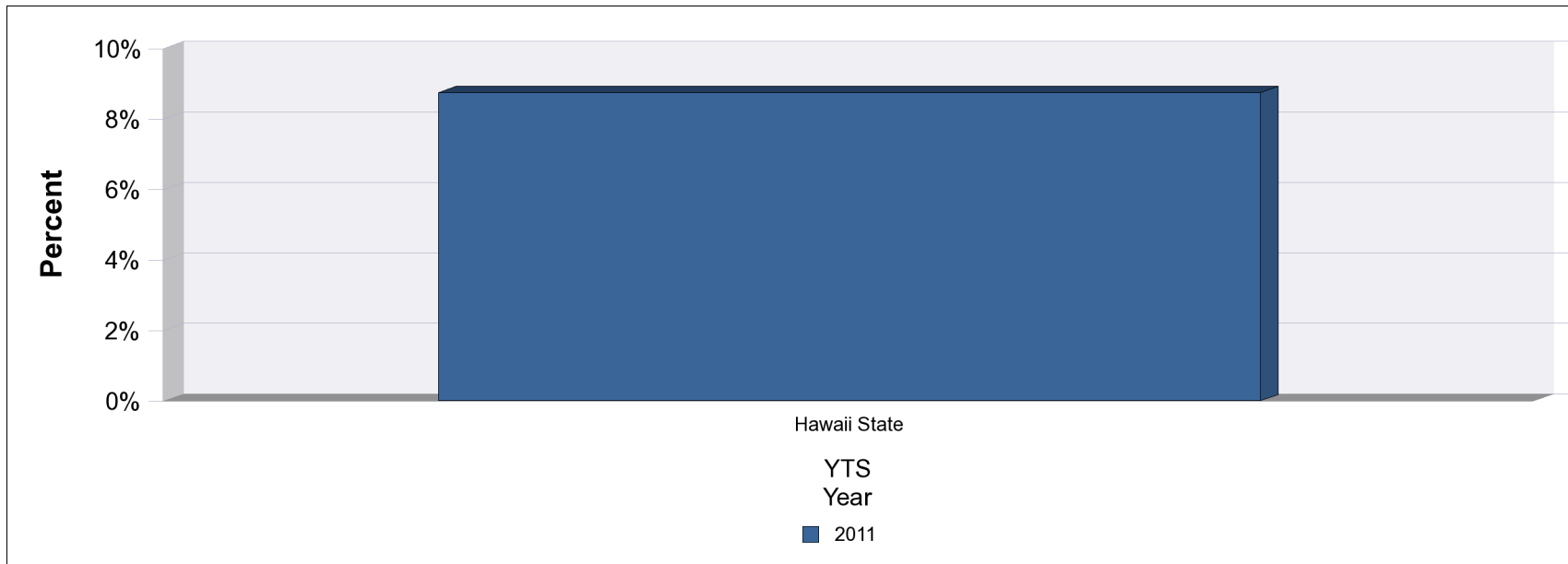
Youths who Currently Smoke Cigarettes, for the State of Hawaii, for Students in Grades 6-12, by School Type, Trend by Year, for the Year 2011

*Note: Weighted numbers (#), percentages and 95% confidence intervals; Students in grades 6-12;
n/r (Not Reportable) - Represents cell size restriction of unweighted respondents < 100; n/a (Not Available) - Not asked of a subset of respondents;
2001 and 2003 data not available for High School students*

Note: Current smoker refers to youths in grades 6-12 who smoked cigarettes on one or more of the past 30 days.

High School

Year	Hawaii State		
	%	C.I.(95%)	#
2011	8.7	6.2 - 11.3	3,800



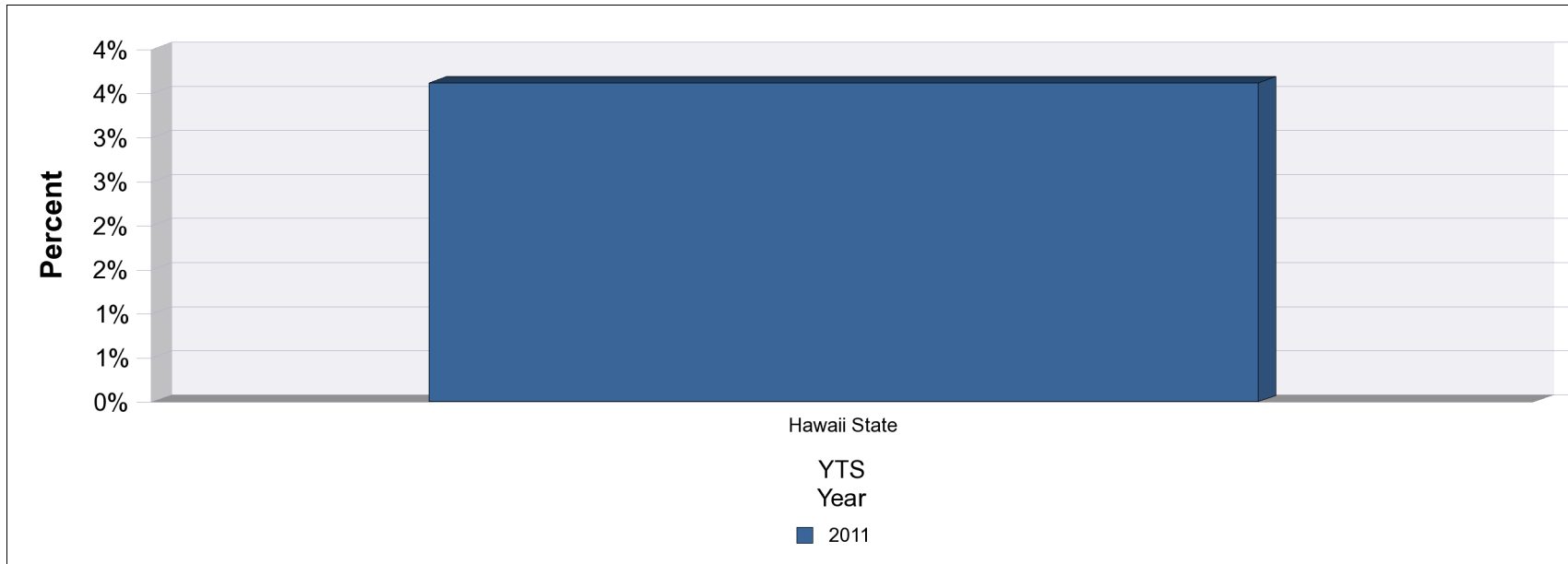
Youths who Currently Smoke Cigarettes, for the State of Hawaii, for Students in Grades 6-12, by School Type, Trend by Year, for the Year 2011

*Note: Weighted numbers (#), percentages and 95% confidence intervals; Students in grades 6-12;
n/r (Not Reportable) - Represents cell size restriction of unweighted respondents < 100; n/a (Not Available) - Not asked of a subset of respondents;
2001 and 2003 data not available for High School students*

Note: Current smoker refers to youths in grades 6-12 who smoked cigarettes on one or more of the past 30 days.

Middle School

Year	Hawaii State		
	%	C.I.(95%)	#
2011	3.6	2.1 - 5.1	900



Youths who Currently Smoke Cigarettes, for the State of Hawaii, for Students in Grades 6-12, by School Type, by Grade Level, Gender, DOH Race-Ethnicity, for the Year 2011

*Note: Weighted numbers (#), percentages and 95% confidence intervals; Students in grades 6-12;
n/r (Not Reportable) - Represents cell size restriction of unweighted respondents < 100; n/a (Not Available) - Not asked of a subset of respondents;*

Note: Current smoker refers to youths in grades 6-12 who smoked cigarettes on one or more of the past 30 days.

High School

Year: 2011

State	Hawaii State		
	%	C.I. (95%)	#
Hawaii State	8.7	6.2 - 11.3	3,800

Grade Level	Hawaii State		
	%	C.I. (95%)	#
9th Grade	4.1	1.7 - 6.5	500
10th Grade	9.4	5.1 - 13.6	1,000
11th Grade	10.2	3.6 - 16.8	1,000
12th Grade	12.7	7.9 - 17.4	1,200

Youths who Currently Smoke Cigarettes, for the State of Hawaii, for Students in Grades 6-12, by School Type, by Grade Level, Gender, DOH Race-Ethnicity, for the Year 2011

*Note: Weighted numbers (#), percentages and 95% confidence intervals; Students in grades 6-12;
n/r (Not Reportable) - Represents cell size restriction of unweighted respondents < 100; n/a (Not Available) - Not asked of a subset of respondents;*

Note: Current smoker refers to youths in grades 6-12 who smoked cigarettes on one or more of the past 30 days.

High School

Year: 2011

Gender	Hawaii State		
	%	C.I. (95%)	#
Male	8.0	5.0 - 11.0	1,700
Female	9.6	6.5 - 12.6	2,100

Youths who Currently Smoke Cigarettes, for the State of Hawaii, for Students in Grades 6-12, by School Type, by Grade Level, Gender, DOH Race-Ethnicity, for the Year 2011

*Note: Weighted numbers (#), percentages and 95% confidence intervals; Students in grades 6-12;
n/r (Not Reportable) - Represents cell size restriction of unweighted respondents < 100; n/a (Not Available) - Not asked of a subset of respondents;*

Note: Current smoker refers to youths in grades 6-12 who smoked cigarettes on one or more of the past 30 days.

High School

Year: 2011

DOH Race-Ethnicity	Hawaii State		
	%	C.I. (95%)	#
Caucasian	9.8	4.1 - 15.5	500
Native Hawaiian	15.3	8.9 - 21.7	1,100
Chinese	2.1	0.0 - 5.3	<50
Filipino	6.6	3.6 - 9.7	900
Japanese	2.6	0.0 - 5.5	100
Black	0.7	0.0 - 2.2	<50
Other Pacific Islander	15.1	4.2 - 25.9	500
Other	8.7	3.0 - 14.4	300

Youths who Currently Smoke Cigarettes, for the State of Hawaii, for Students in Grades 6-12, by School Type, by Grade Level, Gender, DOH Race-Ethnicity, for the Year 2011

*Note: Weighted numbers (#), percentages and 95% confidence intervals; Students in grades 6-12;
n/r (Not Reportable) - Represents cell size restriction of unweighted respondents < 100; n/a (Not Available) - Not asked of a subset of respondents;*

Note: Current smoker refers to youths in grades 6-12 who smoked cigarettes on one or more of the past 30 days.

Middle School

Year: 2011

State	Hawaii State		
	%	C.I. (95%)	#
Hawaii State	3.6	2.1 - 5.1	900

Grade Level	Hawaii State		
	%	C.I. (95%)	#
6th Grade	3.3	0.4 - 6.3	200
7th Grade	3.0	1.0 - 5.1	300
8th Grade	4.4	2.7 - 6.1	400

Youths who Currently Smoke Cigarettes, for the State of Hawaii, for Students in Grades 6-12, by School Type, by Grade Level, Gender, DOH Race-Ethnicity, for the Year 2011

*Note: Weighted numbers (#), percentages and 95% confidence intervals; Students in grades 6-12;
n/r (Not Reportable) - Represents cell size restriction of unweighted respondents < 100; n/a (Not Available) - Not asked of a subset of respondents;*

Note: Current smoker refers to youths in grades 6-12 who smoked cigarettes on one or more of the past 30 days.

Middle School

Year: 2011

Gender	Hawaii State		
	%	C.I. (95%)	#
Male	3.5	1.8 - 5.2	500
Female	3.8	2.0 - 5.5	500

Youths who Currently Smoke Cigarettes, for the State of Hawaii, for Students in Grades 6-12, by School Type, by Grade Level, Gender, DOH Race-Ethnicity, for the Year 2011

*Note: Weighted numbers (#), percentages and 95% confidence intervals; Students in grades 6-12;
n/r (Not Reportable) - Represents cell size restriction of unweighted respondents < 100; n/a (Not Available) - Not asked of a subset of respondents;*

Note: Current smoker refers to youths in grades 6-12 who smoked cigarettes on one or more of the past 30 days.

Middle School

Year: 2011

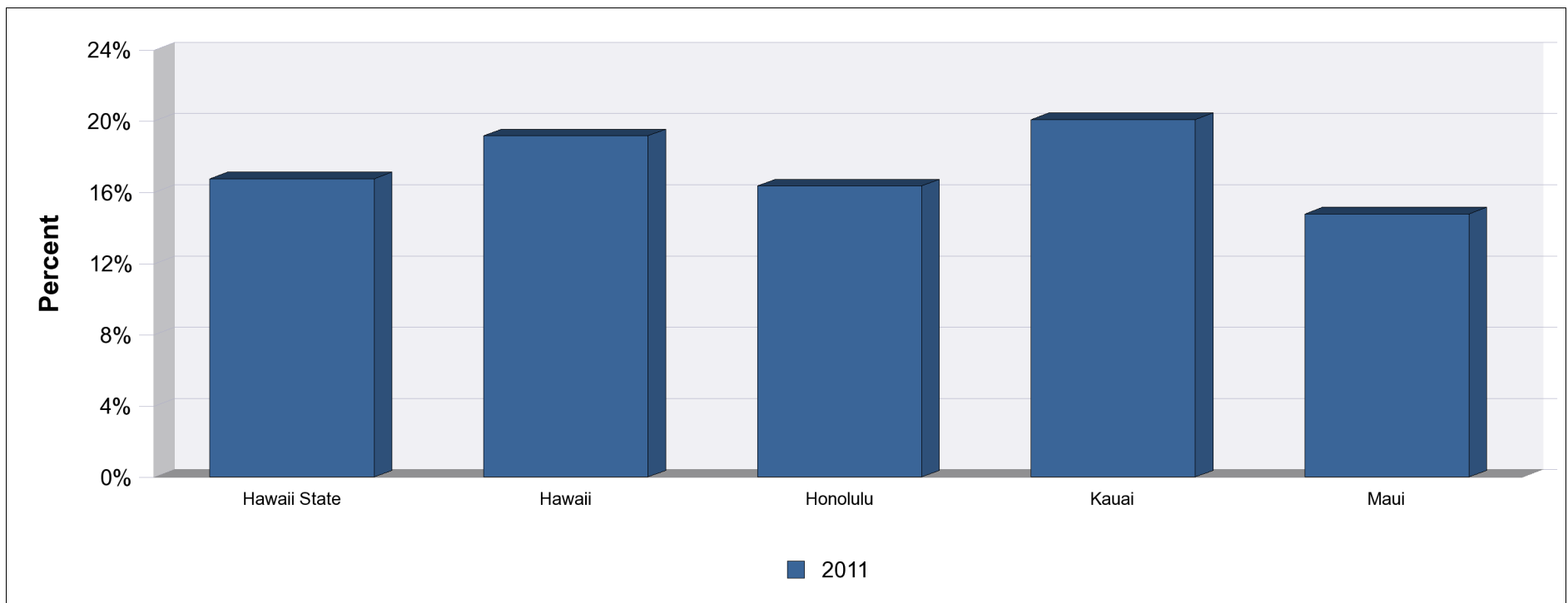
DOH Race-Ethnicity	Hawaii State		
	%	C.I. (95%)	#
Caucasian	5.7	0.2 - 11.3	100
Native Hawaiian	3.8	0.5 - 7.1	200
Chinese	0.7	0.0 - 2.3	<50
Filipino	1.5	0.3 - 2.8	100
Japanese	2.2	0.6 - 3.8	100
Black	5.9	0.0 - 12.9	<50
Other Pacific Islander	9.3	2.6 - 16.0	200
Other	2.4	0.0 - 5.3	100

Adults who Currently Smoke Cigarettes, for State and County, Trend by Year, for the Year 2011

*Note: Weighted numbers (#), percentages and 95% confidence intervals; Respondents aged 18 years and older;
n/r (Not Reportable) - Represents cell size restriction of unweighted respondents < 50; n/a (Not Available) - Not asked of a subset of respondents*

Note: Current smoker refers to adults who have smoked at least 100 cigarettes in their lifetime and currently smoke some days or every day.

Year	Hawaii State			Hawaii			Honolulu			Kauai			Maui		
	%	C.I.(95%)	#	%	C.I.(95%)	#	%	C.I.(95%)	#	%	C.I.(95%)	#	%	C.I.(95%)	#
2011	16.8	15.4 - 18.2	174,000	19.2	16.2 - 22.1	28,000	16.3	14.5 - 18.2	118,200	20.1	14.5 - 25.6	10,500	14.8	11.7 - 17.9	17,200



Adults who Currently Smoke Cigarettes, for State and County, by Gender, BRFSS Age Group, DOH Race-Ethnicity, Education Level, Employment Status, Marital Status, Household Income, Poverty Level, Healthcare Coverage, for the Year 2011

*Note: Weighted numbers (#), percentages and 95% confidence intervals; Respondents aged 18 years and older;
n/r (Not Reportable) - Represents cell size restriction of unweighted respondents < 50; n/a (Not Available) - Not asked of a subset of respondents*

Note: Current smoker refers to adults who have smoked at least 100 cigarettes in their lifetime and currently smoke some days or every day.

Year: 2011

State	Hawaii State			Hawaii			Honolulu			Kauai			Maui		
	%	C.I. (95%)	#	%	C.I. (95%)	#	%	C.I. (95%)	#	%	C.I. (95%)	#	%	C.I. (95%)	#
Totals	16.8	15.4 - 18.2	174,000	19.2	16.2 - 22.1	28,000	16.3	14.5 - 18.2	118,200	20.1	14.5 - 25.6	10,500	14.8	11.7 - 17.9	17,200

Gender	Hawaii State			Hawaii			Honolulu			Kauai			Maui		
	%	C.I. (95%)	#	%	C.I. (95%)	#	%	C.I. (95%)	#	%	C.I. (95%)	#	%	C.I. (95%)	#
Male	19.6	17.4 - 21.8	101,300	19.3	15.1 - 23.5	13,900	20.1	17.2 - 23.0	72,500	18.0	10.9 - 25.1	4,700	17.6	12.4 - 22.7	10,300
Female	13.9	12.3 - 15.6	72,700	19.0	14.9 - 23.1	14,100	12.6	10.5 - 14.7	45,800	22.1	13.7 - 30.4	5,900	12.0	8.8 - 15.2	7,000

Adults who Currently Smoke Cigarettes, for State and County, by Gender, BRFSS Age Group, DOH Race-Ethnicity, Education Level, Employment Status, Marital Status, Household Income, Poverty Level, Healthcare Coverage, for the Year 2011

*Note: Weighted numbers (#), percentages and 95% confidence intervals; Respondents aged 18 years and older;
n/r (Not Reportable) - Represents cell size restriction of unweighted respondents < 50; n/a (Not Available) - Not asked of a subset of respondents*

Note: Current smoker refers to adults who have smoked at least 100 cigarettes in their lifetime and currently smoke some days or every day.

Year: 2011

BRFSS Age Group	Hawaii State			Hawaii			Honolulu			Kauai			Maui		
	%	C.I. (95%)	#	%	C.I. (95%)	#	%	C.I. (95%)	#	%	C.I. (95%)	#	%	C.I. (95%)	#
18-24	23.0	16.8 - 29.3	28,400	19.6	7.2 - 32.0	3,200	23.9	16.0 - 31.8	21,400	n/r	n/r	n/r	n/r	n/r	n/r
25-34	24.0	20.0 - 28.0	46,300	27.7	18.5 - 36.9	7,100	23.5	18.4 - 28.6	32,300	n/r	n/r	n/r	18.1	9.6 - 26.7	4,000
35-44	16.7	13.3 - 20.0	29,000	24.6	15.5 - 33.7	5,200	14.8	10.9 - 18.8	18,300	n/r	n/r	n/r	19.7	9.3 - 30.0	4,200
45-54	18.2	15.2 - 21.1	32,700	20.0	13.9 - 26.2	5,400	18.1	14.1 - 22.2	22,000	13.3	5.7 - 20.9	1,300	18.3	12.6 - 23.9	4,000
55-64	14.6	12.4 - 16.8	23,400	17.9	13.4 - 22.4	5,000	13.5	10.4 - 16.6	13,900	15.4	8.6 - 22.2	1,500	15.0	10.8 - 19.2	3,000
65-74	8.0	6.1 - 10.0	8,000	9.4	5.5 - 13.2	1,400	8.1	5.4 - 10.8	5,600	8.2	2.1 - 14.2	400	5.8	3.0 - 8.6	600
75+	5.2	2.7 - 7.7	5,300	4.9	0.4 - 9.4	600	5.4	2.1 - 8.6	4,000	4.3	0.1 - 8.5	200	4.5	0.0 - 9.6	400

Adults who Currently Smoke Cigarettes, for State and County, by Gender, BRFSS Age Group, DOH Race-Ethnicity, Education Level, Employment Status, Marital Status, Household Income, Poverty Level, Healthcare Coverage, for the Year 2011

*Note: Weighted numbers (#), percentages and 95% confidence intervals; Respondents aged 18 years and older;
n/r (Not Reportable) - Represents cell size restriction of unweighted respondents < 50; n/a (Not Available) - Not asked of a subset of respondents*

Note: Current smoker refers to adults who have smoked at least 100 cigarettes in their lifetime and currently smoke some days or every day.

Year: 2011

DOH Race-Ethnicity	Hawaii State			Hawaii			Honolulu			Kauai			Maui		
	%	C.I. (95%)	#	%	C.I. (95%)	#	%	C.I. (95%)	#	%	C.I. (95%)	#	%	C.I. (95%)	#
Caucasian	17.8	15.4 - 20.2	62,200	18.9	14.5 - 23.3	12,600	17.2	13.9 - 20.6	36,200	22.5	13.6 - 31.4	5,000	16.9	11.6 - 22.3	8,400
Native Hawaiian	27.5	22.8 - 32.2	30,200	29.9	20.9 - 38.8	6,700	26.6	20.0 - 33.2	17,800	39.9	20.4 - 59.5	2,300	23.5	14.9 - 32.2	3,400
Chinese	7.6	2.3 - 12.9	4,800	n/r	n/r	n/r	7.4	1.8 - 13.0	4,200	n/r	n/r	n/r	n/r	n/r	n/r
Filipino	12.4	9.2 - 15.5	23,200	14.0	6.3 - 21.8	2,200	12.7	8.7 - 16.8	17,200	13.9	4.3 - 23.4	1,600	8.8	3.6 - 14.0	2,200
Japanese	11.7	9.4 - 14.1	25,500	14.3	8.8 - 19.8	3,400	11.8	9.0 - 14.7	20,100	4.2	0.4 - 7.9	300	10.4	5.1 - 15.8	1,700
Black	13.9	3.9 - 23.8	2,000	n/r	n/r	n/r	12.8	2.6 - 23.0	1,600	n/r	n/r	n/r	n/r	n/r	n/r
Native Alaskan/ American Indian	n/r	n/r	n/r	n/r	n/r	n/r	n/r	n/r	n/r	n/r	n/r	n/r	n/r	n/r	n/r
Other Asian	24.9	15.9 - 33.9	6,700	n/r	n/r	n/r	26.4	16.5 - 36.3	6,300	n/r	n/r	n/r	n/r	n/r	n/r
Other Pacific Islander	29.9	15.6 - 44.1	7,500	n/r	n/r	n/r	33.8	17.5 - 50.1	7,200	n/r	n/r	n/r	n/r	n/r	n/r
Other	28.6	18.6 - 38.6	10,100	n/r	n/r	n/r	32.5	18.7 - 46.3	7,500	n/r	n/r	n/r	n/r	n/r	n/r

Adults who Currently Smoke Cigarettes, for State and County, by Gender, BRFSS Age Group, DOH Race-Ethnicity, Education Level, Employment Status, Marital Status, Household Income, Poverty Level, Healthcare Coverage, for the Year 2011

*Note: Weighted numbers (#), percentages and 95% confidence intervals; Respondents aged 18 years and older;
n/r (Not Reportable) - Represents cell size restriction of unweighted respondents < 50; n/a (Not Available) - Not asked of a subset of respondents*

Note: Current smoker refers to adults who have smoked at least 100 cigarettes in their lifetime and currently smoke some days or every day.

Year: 2011

Education Level	Hawaii State			Hawaii			Honolulu			Kauai			Maui		
	%	C.I. (95%)	#	%	C.I. (95%)	#	%	C.I. (95%)	#	%	C.I. (95%)	#	%	C.I. (95%)	#
Never attended school/ Only Kindergarten to Grades 8	8.7	0.3 - 17.0	2,100	n/r	n/r	n/r	n/r	n/r	n/r	n/r	n/r	n/r	n/r	n/r	n/r
Grades 9 thru 11 (Some High School)	36.4	28.1 - 44.8	29,200	37.8	21.9 - 53.7	5,100	34.2	23.7 - 44.6	19,200	n/r	n/r	n/r	35.7	11.3 - 60.1	2,600
Grades 12 or GED (High School Grad)	21.9	19.1 - 24.7	69,300	22.8	17.4 - 28.2	9,800	21.5	17.7 - 25.2	46,600	23.0	14.6 - 31.4	4,100	22.9	17.2 - 28.5	8,800
College 1 to 3 years (Some College/ Tech)	16.0	13.8 - 18.3	54,400	16.5	12.4 - 20.6	9,200	16.7	13.6 - 19.8	37,900	16.5	8.0 - 24.9	2,900	11.2	6.8 - 15.6	4,400
College 4 years or more (College Grad)	6.8	5.6 - 8.0	18,900	10.2	6.7 - 13.6	3,000	6.3	4.8 - 7.7	13,200	10.8	5.4 - 16.3	1,300	5.7	3.6 - 7.8	1,400

Adults who Currently Smoke Cigarettes, for State and County, by Gender, BRFSS Age Group, DOH Race-Ethnicity, Education Level, Employment Status, Marital Status, Household Income, Poverty Level, Healthcare Coverage, for the Year 2011

*Note: Weighted numbers (#), percentages and 95% confidence intervals; Respondents aged 18 years and older;
n/r (Not Reportable) - Represents cell size restriction of unweighted respondents < 50; n/a (Not Available) - Not asked of a subset of respondents*

Note: Current smoker refers to adults who have smoked at least 100 cigarettes in their lifetime and currently smoke some days or every day.

Year: 2011

Employment Status	Hawaii State			Hawaii			Honolulu			Kauai			Maui		
	%	C.I. (95%)	#	%	C.I. (95%)	#	%	C.I. (95%)	#	%	C.I. (95%)	#	%	C.I. (95%)	#
Employed for wages	17.0	15.0 - 19.0	87,300	21.6	16.5 - 26.7	12,700	16.1	13.6 - 18.5	59,500	23.9	14.6 - 33.1	5,900	15.5	10.7 - 20.3	9,100
Self-Employed	14.6	10.9 - 18.3	14,100	13.8	7.8 - 19.8	2,900	14.9	9.2 - 20.6	8,000	5.7	0.3 - 11.0	400	18.9	9.8 - 27.9	2,900
Not Employed	38.9	31.7 - 46.1	30,400	35.9	23.4 - 48.4	6,100	42.2	31.8 - 52.5	19,500	n/r	n/r	n/r	29.2	15.6 - 42.7	2,900
Retired	7.6	6.0 - 9.2	14,700	10.5	6.9 - 14.0	2,900	7.1	5.0 - 9.2	9,800	9.8	5.0 - 14.6	1,000	5.7	2.8 - 8.6	1,100
Unable to work	30.5	22.0 - 39.0	11,800	33.2	19.3 - 47.2	2,300	29.6	17.8 - 41.3	7,600	n/r	n/r	n/r	22.5	10.1 - 35.0	800
Student	11.9	4.6 - 19.2	7,000	n/r	n/r	n/r	14.9	5.2 - 24.6	6,500	n/r	n/r	n/r	n/r	n/r	n/r
Homemaker	14.9	9.1 - 20.7	8,700	13.0	0.0 - 26.2	800	16.1	9.0 - 23.2	7,400	n/r	n/r	n/r	10.0	0.0 - 20.1	400

Adults who Currently Smoke Cigarettes, for State and County, by Gender, BRFSS Age Group, DOH Race-Ethnicity, Education Level, Employment Status, Marital Status, Household Income, Poverty Level, Healthcare Coverage, for the Year 2011

*Note: Weighted numbers (#), percentages and 95% confidence intervals; Respondents aged 18 years and older;
n/r (Not Reportable) - Represents cell size restriction of unweighted respondents < 50; n/a (Not Available) - Not asked of a subset of respondents*

Note: Current smoker refers to adults who have smoked at least 100 cigarettes in their lifetime and currently smoke some days or every day.

Year: 2011

Employment Status (Grouped)	Hawaii State			Hawaii			Honolulu			Kauai			Maui		
	%	C.I. (95%)	#	%	C.I. (95%)	#	%	C.I. (95%)	#	%	C.I. (95%)	#	%	C.I. (95%)	#
Employed	16.6	14.8 - 18.4	101,400	19.6	15.5 - 23.7	15,600	15.9	13.6 - 18.2	67,500	19.9	12.3 - 27.5	6,300	16.2	11.9 - 20.4	12,000
Unemployed	38.9	31.7 - 46.1	30,400	35.9	23.4 - 48.4	6,100	42.2	31.8 - 52.5	19,500	n/r	n/r	n/r	29.2	15.6 - 42.7	2,900
Retired/Unable to work	11.4	9.4 - 13.4	26,500	15.1	11.0 - 19.2	5,200	10.7	8.0 - 13.3	17,400	16.3	9.4 - 23.2	2,100	8.3	5.3 - 11.3	1,900
Student/Homemaker	13.4	8.7 - 18.1	15,700	7.3	0.4 - 14.1	1,100	15.5	9.6 - 21.5	13,800	n/r	n/r	n/r	5.2	0.3 - 10.1	500

Marital Status	Hawaii State			Hawaii			Honolulu			Kauai			Maui		
	%	C.I. (95%)	#	%	C.I. (95%)	#	%	C.I. (95%)	#	%	C.I. (95%)	#	%	C.I. (95%)	#
Married	10.3	8.9 - 11.6	51,800	11.8	8.9 - 14.8	7,800	10.3	8.5 - 12.1	36,700	9.7	4.8 - 14.5	2,500	8.5	6.0 - 11.0	4,800
Unmarried Couple	31.9	22.6 - 41.3	15,000	26.7	12.3 - 41.1	2,700	37.0	22.7 - 51.4	9,700	n/r	n/r	n/r	23.3	9.4 - 37.2	1,800
Separated	29.8	16.6 - 43.0	4,300	n/r	n/r	n/r	n/r	n/r	n/r	n/r	n/r	n/r	n/r	n/r	n/r
Divorced	27.9	23.2 - 32.6	26,400	27.9	18.7 - 37.1	4,500	28.9	22.4 - 35.5	17,300	29.3	13.0 - 45.6	1,700	22.5	14.2 - 30.8	3,000
Widowed	8.9	5.8 - 12.0	6,800	8.9	3.2 - 14.7	1,000	8.8	4.6 - 13.0	4,600	3.8	0.0 - 7.7	200	12.3	5.5 - 19.0	900
Never Married	23.3	19.8 - 26.7	69,700	27.4	19.7 - 35.1	10,600	21.8	17.6 - 26.1	47,600	38.8	23.9 - 53.7	5,000	21.5	12.6 - 30.5	6,500

Adults who Currently Smoke Cigarettes, for State and County, by Gender, BRFSS Age Group, DOH Race-Ethnicity, Education Level, Employment Status, Marital Status, Household Income, Poverty Level, Healthcare Coverage, for the Year 2011

*Note: Weighted numbers (#), percentages and 95% confidence intervals; Respondents aged 18 years and older;
n/r (Not Reportable) - Represents cell size restriction of unweighted respondents < 50; n/a (Not Available) - Not asked of a subset of respondents*

Note: Current smoker refers to adults who have smoked at least 100 cigarettes in their lifetime and currently smoke some days or every day.

Year: 2011

Household Income	Hawaii State			Hawaii			Honolulu			Kauai			Maui		
	%	C.I. (95%)	#	%	C.I. (95%)	#	%	C.I. (95%)	#	%	C.I. (95%)	#	%	C.I. (95%)	#
Less than \$10,000	36.3	27.5 - 45.0	15,700	22.4	12.5 - 32.4	2,000	40.0	27.6 - 52.4	11,100	n/r	n/r	n/r	42.5	23.9 - 61.2	1,900
\$10,000 to \$14,999	36.7	27.5 - 45.8	13,400	33.1	19.4 - 46.8	3,400	41.8	28.0 - 55.7	8,600	n/r	n/r	n/r	9.0	0.2 - 17.8	300
\$15,000 to \$19,999	23.6	16.9 - 30.3	14,200	17.9	9.2 - 26.7	2,100	22.4	13.6 - 31.3	7,600	n/r	n/r	n/r	27.9	8.5 - 47.3	2,600
\$20,000 to \$24,999	24.6	18.7 - 30.4	18,700	28.3	17.0 - 39.6	4,800	26.4	17.8 - 35.0	11,500	19.6	4.0 - 35.3	1,100	12.8	2.2 - 23.4	1,300
\$25,000 to \$34,999	21.0	16.1 - 26.0	22,000	21.0	12.9 - 29.1	3,800	23.0	15.9 - 30.1	15,100	27.1	10.7 - 43.6	1,300	11.5	3.6 - 19.3	1,900
\$35,000 to \$49,999	17.5	13.4 - 21.6	24,600	14.7	9.0 - 20.5	3,400	18.4	12.6 - 24.3	17,000	19.7	5.2 - 34.2	1,600	15.2	9.2 - 21.2	2,600
\$50,000 to \$74,999	14.7	11.5 - 17.9	25,600	12.2	6.1 - 18.2	2,200	14.9	10.9 - 18.9	19,200	11.0	1.4 - 20.6	1,000	17.7	10.4 - 25.0	3,200
\$75,000 or more	9.3	7.4 - 11.2	28,100	15.1	7.7 - 22.6	3,900	8.7	6.6 - 10.9	21,000	9.1	2.9 - 15.3	900	9.1	5.3 - 12.9	2,400

Adults who Currently Smoke Cigarettes, for State and County, by Gender, BRFSS Age Group, DOH Race-Ethnicity, Education Level, Employment Status, Marital Status, Household Income, Poverty Level, Healthcare Coverage, for the Year 2011

*Note: Weighted numbers (#), percentages and 95% confidence intervals; Respondents aged 18 years and older;
n/r (Not Reportable) - Represents cell size restriction of unweighted respondents < 50; n/a (Not Available) - Not asked of a subset of respondents*

Note: Current smoker refers to adults who have smoked at least 100 cigarettes in their lifetime and currently smoke some days or every day.

Year: 2011

Poverty Level	Hawaii State			Hawaii			Honolulu			Kauai			Maui		
	%	C.I. (95%)	#	%	C.I. (95%)	#	%	C.I. (95%)	#	%	C.I. (95%)	#	%	C.I. (95%)	#
0-130%	23.9	19.5 - 28.4	39,700	25.7	18.6 - 32.7	9,300	26.6	19.8 - 33.4	26,300	19.7	8.5 - 31.0	1,800	10.8	6.3 - 15.3	2,400
131-185%	17.7	12.9 - 22.5	20,100	13.3	7.5 - 19.0	3,100	20.4	13.2 - 27.7	14,400	18.1	5.0 - 31.2	1,100	11.1	5.4 - 16.9	1,500
186+%	10.5	8.9 - 12.1	47,200	14.2	9.8 - 18.5	7,200	9.6	7.7 - 11.6	32,400	9.2	4.7 - 13.6	1,900	13.2	9.5 - 16.8	5,800

Health Care Coverage	Hawaii State			Hawaii			Honolulu			Kauai			Maui		
	%	C.I. (95%)	#	%	C.I. (95%)	#	%	C.I. (95%)	#	%	C.I. (95%)	#	%	C.I. (95%)	#
Yes	15.3	13.9 - 16.7	143,300	17.6	14.8 - 20.5	22,700	14.8	13.0 - 16.6	98,100	20.4	14.7 - 26.1	9,700	12.8	10.1 - 15.5	12,800
No	30.1	24.1 - 36.2	29,500	26.5	15.6 - 37.5	4,300	32.8	24.4 - 41.2	20,000	n/r	n/r	n/r	27.6	13.9 - 41.3	4,400