

Leading Causes of Death Among Females Ages 15-44 Years State of Hawai‘i, 2018-2022

Prepared by:

Hawai‘i Health Data Warehouse, University of Hawai‘i at Mānoa
Thompson School of Social Work & Public Health

December 1, 2023

Suggested citation: Hawai‘i State Department of Health, Hawai‘i Health Data Warehouse. Leading Causes of Death Among Females Ages 15-44 Years: State of Hawai‘i, 2018-2022. [Figure title and years, if applicable]. Published December 1, 2023. Accessed [insert date]. [insert URL].



Table of Contents

Background & Methods	2
Figure 1. Percent Distribution of the 10 Leading Causes of Death Among Females Ages 15-44: State of Hawai'i, 2018-2022	4
Figure 2. Percent Distribution of the 10 Leading Causes of Death Among Females Ages 15-44: State of Hawai'i by County, 2018-2022	5
Figure 3. Percent Distribution of the 10 Leading Causes of Death Among Females Ages 15-44: State of Hawai'i by Race/Ethnicity, 2018-2022	6
References	7

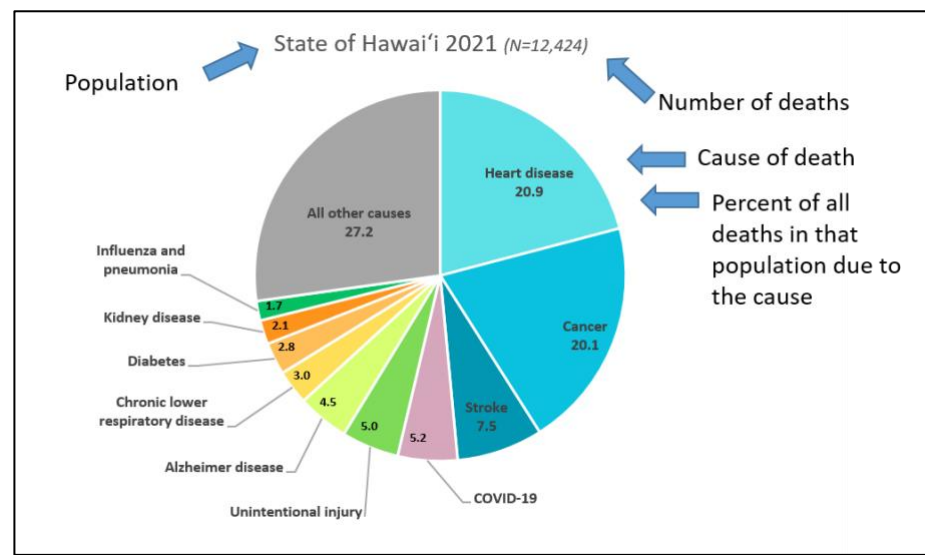
Background & Methods

This report displays the leading causes of death for Hawai‘i female residents ages 15-44 years. Death record information is from the Hawai‘i Department of Health, Office of Health Status Monitoring and was compiled by the Hawai‘i Health Data Warehouse.

Data for this report are based on information from death certificates. Causes of death are classified by the *International Classification of Diseases, 10th Revision (ICD-10)*, and underlying cause of death is assigned by the National Center for Health Statistics (NCHS), National Vital Statistics System (NVSS) at the Centers for Disease Control and Prevention (CDC) according to international standards. Leading causes of death have been aggregated based on the underlying cause of death. Causes of death are grouped into 114 selected causes of death according to NVSS standards for decedents aged 1 year and older. These are further grouped into 51 rankable causes of death. Death counts in these 51 groupings were used to generate the leading causes of death in this report. Detailed information about the methodology can be found [here](#). Records that are missing cause of death were excluded from the analysis. To protect confidentiality, cells with counts between 1 and 9 have been suppressed. When this happens, fewer than 10 leading causes of death will be displayed in the pie chart.

This report includes leading causes of death among female Hawai‘i residents ages 15-44 year for the state from 2018-2022. A 5-year aggregate was used to ensure stability and minimize cell suppression. Residence was determined based on the census tract of the decedent. Detailed information on how residence is mapped to counties can be found [here](#). Race/ethnicity is reported according to the Hawai‘i State Department of Health reporting algorithm which includes Hawai‘i-specific race/ethnicities. More details on how decedent race/ethnicity was determined can be found [here](#).

Data in this report are displayed in pie charts. The pie charts include the population, year, the total number of deaths within the population during the time period, and the percent of all deaths due to the top 10 causes of death. The remaining deaths are aggregated into the “All other causes” wedge. In the example on the right, there were 12,424 deaths in the State of Hawai‘i in 2021. Heart disease was the leading cause of death accounting for 20.9% of all deaths followed by cancer (20.1%) and stroke (7.5%). The 10 leading causes of death accounted for 72.8% of all deaths (100% - 27.2% of deaths from all other causes).



The color scheme for causes of death is consistent across the Leading Cause of Death Report series and is as follows:




















Pie Chart and Matrix Key			
Color	Cause of death (based on ICD-10)	Short title	ICD-10 codes
	Alzheimer's Disease	Alzheimer disease	G30
	Malignant Neoplasms	Cancer	C00-C97
	Chronic Lower Respiratory Diseases	Chronic lower respiratory disease	J40-J47
	COVID-19	COVID-19	U071
	Diabetes Mellitus	Diabetes	E10-E14
	Diseases of the Heart	Heart disease	I00-I09,I11,I13,I20-I51
	Assault (Homicide)	Homicide	*U01-*U02,X85-Y09,Y87.1
	Essential Hypertension and Hypertensive Renal Disease	Hypertension	I10,I12,I15
	Influenza and Pneumonia	Influenza and pneumonia	J09-J18
	Nephritis, Nephrotic Syndrome, and Nephrosis	Kidney disease	N00-N07,N17-N19,N25-N27
	Chronic Liver Disease and Cirrhosis	Liver	K70,K73-K74
	Parkinson's Disease	Parkinson disease	G20-G21
	Pregnancy, Childbirth and the Puerperium	Pregnancy, childbirth and puerperium	O00-099
	Septicemia	Septicemia	A40-A41
	Cerebrovascular Diseases	Stroke	I60-I69
	Intentional Self-Harm (Suicide)	Suicide	*U03,X60-X84,Y87.0
	Accidents (Unintentional Injuries)	Unintentional injury	V01-X59,Y85-Y86
	All Other Causes (sum of the other causes)	All other causes	Varies -- sum of all other deaths
	Used to denote ranks that are tied. <i>Causes of death are listed alphabetically in the event of a tie.</i>		

Figure 1. Percent Distribution of the 10 Leading Causes of Death Among Females Ages 15-44: State of Hawai'i, 2018-2022

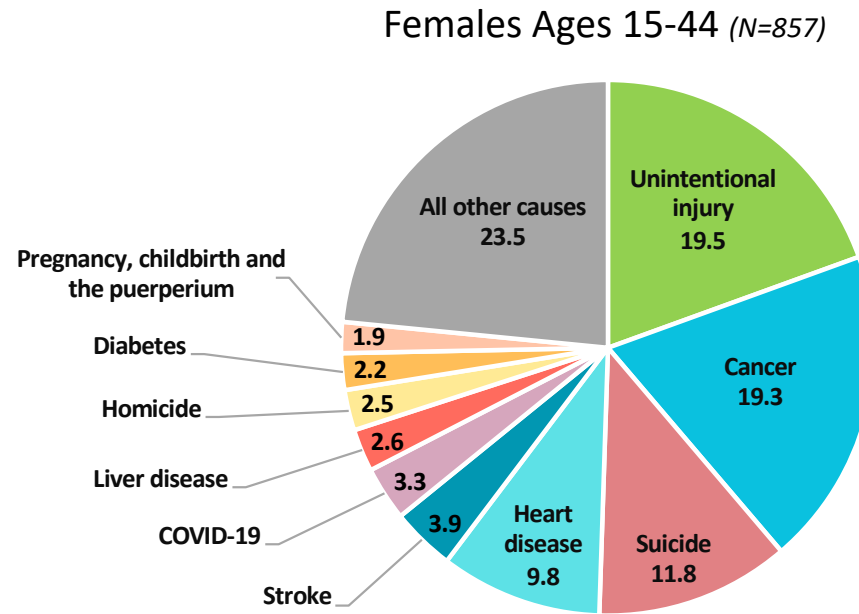
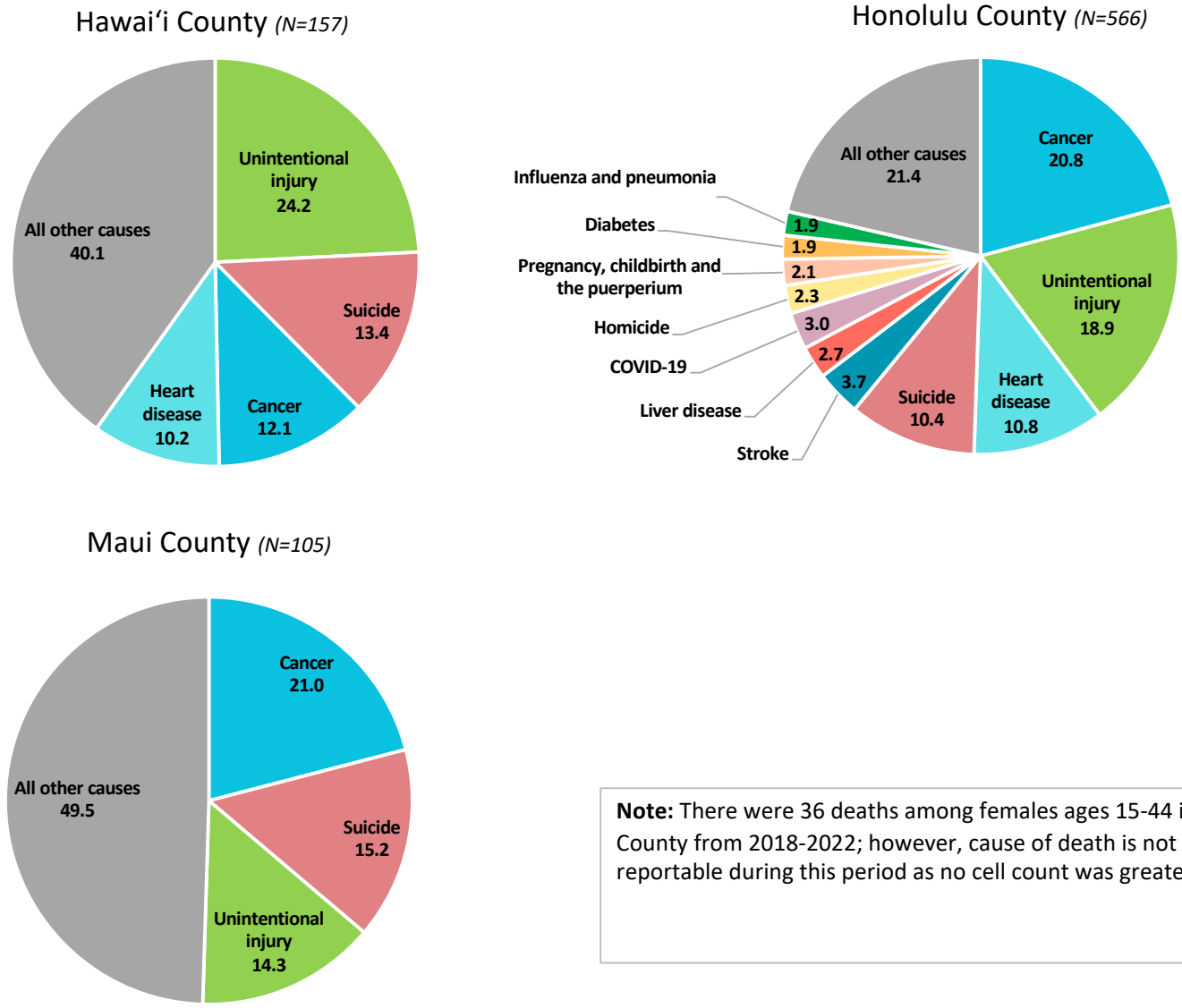
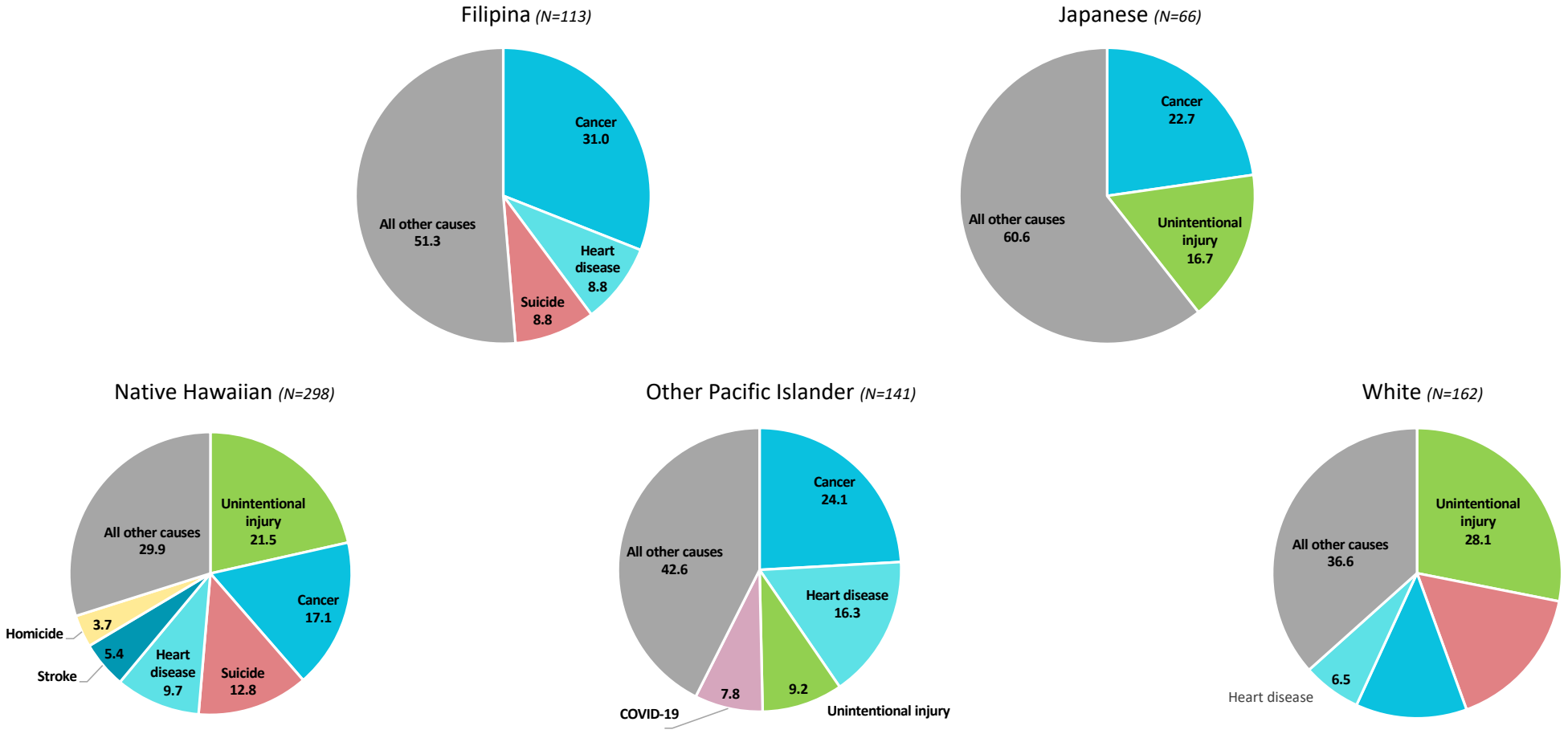


Figure 2. Percent Distribution of the 10 Leading Causes of Death Among Females Ages 15-44: State of Hawai'i by County, 2018-2022



Note: There were 36 deaths among females ages 15-44 in Kauai County from 2018-2022; however, cause of death is not reportable during this period as no cell count was greater than 9.

Figure 3. Percent Distribution of the 10 Leading Causes of Death Among Females Ages 15-44: State of Hawai'i by Race/Ethnicity, 2018-2022



Note: Deaths by Hawai'i-specific race/ethnicity not reported here include: American Indian/Alaska Native (17 deaths), Black (19), Chinese (15), Other Asian (18) and Other (15). Cause of death among these groups is not reportable during this period as no cell count was greater than 9.

References

Hawai'i Health Data Warehouse. *2023 Race/Ethnicity Documentation*. Published March 2023. Accessed October 23, 2023. <https://hhdw.org/wp-content/uploads/2023/03/Race-Ethnicity-Documentation-2023-3.30.23.pdf>

Hawai'i Health Data Warehouse. *2023 Geography Documentation*. Published March 2023. Accessed October 23, 2023. <https://hhdw.org/wp-content/uploads/2023/03/Geography-Documentation-3.30.23.pdf>

Heron, M. Deaths: Leading causes for 2019. *National Vital Statistics Reports*. 2021. 70(9):1-113. Published July 26, 2021. Accessed August 15, 2023. <https://www.cdc.gov/nchs/data/nvsr/nvsr70/nvsr70-09-508.pdf>