

# Leading Causes of Death by Sex and Race/Ethnicity State of Hawai‘i, 2017-2021

Prepared by:

Hawai‘i Health Data Warehouse, University of Hawai‘i at Mānoa  
Thompson School of Social Work & Public Health

November 3, 2023

Suggested citation: Hawai‘i State Department of Health, Hawai‘i Health Data Warehouse. Leading Causes of Death by Sex and Race/Ethnicity: State of Hawai‘i, 2017-2021. [Figure title and years, if applicable]. Published November 3, 2023. Accessed [insert date]. [insert URL].

## Table of Contents

<b>Background &amp; Methods</b>	<b>2</b>
Figure 1. Leading Causes of Death in the State of Hawai'i by Sex and Race/Ethnicity, 2017-2021	4
Hawai'i State, American Indian/Alaska Native, Black and Chinese	4
Figure 2. Leading Causes of Death in the State of Hawai'i by Sex and Race/Ethnicity, 2017-2021	5
Hawai'i State, Filipino, Japanese and Native Hawaiian	5
Figure 3. Leading Causes of Death in the State of Hawai'i by Sex and Race/Ethnicity, 2017-2021	6
Hawai'i State, Other, Other Asian, Other Pacific Islander and White	6
<b>References</b>	<b>7</b>

## Background & Methods

This report displays the leading causes of death for Hawai'i residents ages 1 year and older. Death record information is from the Hawai'i Department of Health, Office of Health Status Monitoring and was compiled by the Hawai'i Health Data Warehouse.




















Data for this report are based on information from death certificates. Causes of death are classified by the *International Classification of Diseases, 10th Revision (ICD-10)*, and underlying cause of death is assigned by the National Center for Health Statistics (NCHS), National Vital Statistics System (NVSS) at the Centers for Disease Control and Prevention (CDC) according to international standards. Leading causes of death have been aggregated based on the underlying cause of death. Causes of death are grouped into 114 selected causes of death according to NVSS standards for decedents aged 1 year and older. These are further grouped into 51 rankable causes of death. Death counts in these 51 groupings were used to generate the leading causes of death in this report. Detailed information about the methodology can be found [here](#). Records that are missing a cause of death were excluded from the analysis. To protect confidentiality, cells with counts between 1 and 9 have been suppressed. When this happens, fewer than 10 leading causes of death will be displayed in the matrix.

This report includes leading causes of death among Hawai'i residents ages 1 year and older for the state from 2017-2021. A 5-year aggregate was used to ensure stability and minimize cell suppression. Residence was determined based on the census tract of the decedent. Detailed information on how residence is mapped to counties can be found [here](#). Race/ethnicity is reported according to the Hawai'i State Department of Health reporting algorithm which includes Hawai'i-specific race/ethnicities. More details on how decedent race/ethnicity was determined can be found [here](#).

Data in this report are displayed in matrix format. Each matrix contains the 10 leading causes of death for males and females for the state overall and by race/ethnicity. The number of deaths attributed to each cause is displayed under the label in the colored cells. In the sample matrix on the right, cancer was the leading cause of death for all females and American Indian/Alaska Native females accounting for 5,550 deaths and 35 deaths, respectively. Suppressed cells are indicated in dark grey. When two or more causes of death have the same counts, they are tied for rank, the cells are merged, and shown in light grey with the causes listed alphabetically within the cells.

Rank	Hawai'i State		American Indian/Alaska Native	
	Female	Male	Female	Male
1	Cancer 5,550	Heart disease 7,403	Cancer 35	Heart disease 40
2	Heart disease 5,237	Cancer 6,574	Heart disease 31	Cancer 35
3	Stroke 2,283	Unintentional injury 2,097	Chronic lower respiratory disease 11	Unintentional injury 20
4	Alzheimer disease 1,786	Stroke 1,773	Suppressed data	

The color scheme for causes of death is consistent across the Leading Cause of Death Report series and is as follows:

<b>Pie Chart and Matrix Key</b>			
<b>Color</b>	<b>Cause of death (based on ICD-10)</b>	<b>Short title</b>	<b>ICD-10 codes</b>
	Alzheimer's Disease	Alzheimer disease	G30
	Malignant Neoplasms	Cancer	C00-C97
	Chronic Lower Respiratory Diseases	Chronic lower respiratory disease	J40-J47
	COVID-19	COVID-19	U071
	Diabetes Mellitus	Diabetes	E10-E14
	Diseases of the Heart	Heart disease	I00-I09,I11,I13,I20-I51
	Assault (Homicide)	Homicide	*U01-*U02,X85-Y09,Y87.1
	Essential Hypertension and Hypertensive Renal Disease	Hypertension	I10,I12,I15
	Influenza and Pneumonia	Influenza and pneumonia	J09-J18
	Nephritis, Nephrotic Syndrome, and Nephrosis	Kidney disease	N00-N07,N17-N19,N25-N27
	Chronic Liver Disease and Cirrhosis	Liver	K70,K73-K74
	Parkinson's Disease	Parkinson disease	G20-G21
	Pregnancy, Childbirth and the Puerperium	Pregnancy, childbirth and puerperium	O00-099
	Septicemia	Septicemia	A40-A41
	Cerebrovascular Diseases	Stroke	I60-I69
	Intentional Self-Harm (Suicide)	Suicide	*U03,X60-X84,Y87.0
	Accidents (Unintentional Injuries)	Unintentional injury	V01-X59,Y85-Y86
	All Other Causes (sum of the other causes)	All other causes	Varies -- sum of all other deaths
	Used to denote ranks that are tied. <i>Causes of death are listed alphabetically in the event of a tie.</i>		

**Figure 1. Leading Causes of Death in the State of Hawai'i by Sex and Race/Ethnicity, 2017-2021**  
**Hawai'i State, American Indian/Alaska Native, Black and Chinese**

Rank	Hawai'i State		American Indian/Alaska Native		Black		Chinese	
	Female	Male	Female	Male	Female	Male	Female	Male
1	Cancer 5,550	Heart disease 7,403	Cancer 35	Heart disease 40	Cancer 45	Heart disease 91	Cancer 353	Heart disease 408
2	Heart disease 5,237	Cancer 6,574	Heart disease 31	Cancer 35	Heart disease 34	Cancer 85	Heart disease 336	Cancer 339
3	Stroke 2,283	Unintentional injury 2,097	Chronic lower respiratory disease 11	Unintentional injury 20	Unintentional injury 13	Unintentional injury 47	Stroke 173	Stroke 105
4	Alzheimer disease 1,786	Stroke 1,773			Stroke 12	Stroke 15	Alzheimer disease 110	Influenza and pneumonia 89
5	Influenza and pneumonia 1,004	Chronic lower respiratory disease 1,058			Chronic lower respiratory disease 10	Diabetes 12	Influenza and pneumonia 89	Unintentional injury 69
6	Unintentional injury 952	Influenza and pneumonia 967				Suicide 11	Unintentional injury 63	Alzheimer disease 51
7	Chronic lower respiratory disease 802	Diabetes 884					Kidney disease 37	Diabetes 47
8	Diabetes 700	Suicide 731					Parkinson disease 37	Kidney disease 47
9	Kidney disease 483	Alzheimer disease 729					Diabetes 29	Chronic lower respiratory disease 41
10	COVID-19 388	Kidney disease 583					Hypertension 29	Parkinson disease 27

\*Dark grey cells represent data that has been suppressed due to size restrictions.

**Figure 2. Leading Causes of Death in the State of Hawai'i by Sex and Race/Ethnicity, 2017-2021**  
**Hawai'i State, Filipino, Japanese and Native Hawaiian**

Rank	Hawai'i State		Filipino		Japanese		Native Hawaiian	
	Female	Male	Female	Male	Female	Male	Female	Male
1	Cancer 5,550	Heart disease 7,403	Cancer 829	Heart disease 1,054	Heart disease 1,536	Heart disease 1,595	Cancer 1,074	Heart disease 1,552
2	Heart disease 5,237	Cancer 6,574	Heart disease 764	Cancer 971	Cancer 1,367	Cancer 1,484	Heart disease 1,008	Cancer 1,134
3	Stroke 2,283	Unintentional injury 2,097	Stroke 371	Stroke 333	Alzheimer disease 878	Stroke 515	Stroke 318	Unintentional injury 537
4	Alzheimer disease 1,786	Stroke 1,773	Influenza and pneumonia 161	Unintentional injury 281	Stroke 782	Influenza and pneumonia 332	Unintentional injury 212	Stroke 264
5	Influenza and pneumonia 1,004	Chronic lower respiratory disease 1,058	Alzheimer disease 156	Chronic lower respiratory disease 189	Influenza and pneumonia 425	Unintentional injury 300	Diabetes 183	Diabetes 236
6	Unintentional injury 952	Influenza and pneumonia 967	Diabetes 137	Diabetes 149	Unintentional injury 241	Alzheimer disease 272	Chronic lower respiratory disease 175	Suicide 188
7	Chronic lower respiratory disease 802	Diabetes 884	Unintentional injury 103	COVID-19 141	Diabetes 176	Chronic lower respiratory disease 225	Alzheimer disease 168	Chronic lower respiratory disease 171
8	Diabetes 700	Suicide 731	Kidney disease 101	Influenza and pneumonia 138	Chronic lower respiratory disease 170	Diabetes 196	Influenza and pneumonia 106	Kidney disease 124
9	Kidney disease 483	Alzheimer disease 729	Chronic lower respiratory disease 97	Kidney disease 119	Parkinson disease 147	Parkinson disease 166	Kidney disease 104	COVID-19 120
10	COVID-19 388	Kidney disease 583	COVID-19 95	Alzheimer disease 85	Hypertension 144	Kidney disease 158	COVID-19 79	Influenza and pneumonia 109

\*Dark grey cells represent data that has been suppressed due to size restrictions.

**Figure 3. Leading Causes of Death in the State of Hawai'i by Sex and Race/Ethnicity, 2017-2021**  
**Hawai'i State, Other, Other Asian, Other Pacific Islander and White**

Rank	Hawai'i State		Other		Other Asian		Other Pacific Islander		White	
	Female	Male	Female	Male	Female	Male	Female	Male	Female	Male
1	Cancer 5,550	Heart disease 7,403	Heart disease 66	Heart disease 108	Cancer 197	Heart disease 173	Cancer 250	Heart disease 307	Cancer 1,130	Heart disease 1,963
2	Heart disease 5,237	Cancer 6,574	Cancer 56	Cancer 87	Heart disease 145	Cancer 166	Heart disease 178	Cancer 281	Heart disease 1,100	Cancer 1,924
3	Stroke 2,283	Unintentional injury 2,097	Stroke 30	Unintentional injury 43	Stroke 80	Unintentional injury 56	COVID-19 77	Unintentional injury 136	Stroke 430	Unintentional injury 563
4	Alzheimer disease 1,786	Stroke 1,773	Alzheimer disease 20	Stroke 30	Alzheimer disease 45	Stroke 40	Stroke 71	COVID-19 95	Alzheimer disease 372	Stroke 353
5	Influenza and pneumonia 1,004	Chronic lower respiratory disease 1,058	Unintentional injury 14	Liver disease 17	Unintentional injury 42	Influenza and pneumonia 31	Diabetes 53	Stroke 82	Chronic lower respiratory disease 285	Chronic lower respiratory disease 336
6	Unintentional injury 952	Influenza and pneumonia 967	Diabetes 12	Chronic lower respiratory disease 15	Influenza and pneumonia 30	Chronic lower respiratory disease 22	Unintentional injury 36	Diabetes 69	Unintentional injury 210	Suicide 267
7	Chronic lower respiratory disease 802	Diabetes 884	COVID-19 10	COVID-19 12	Diabetes 18	COVID-19 22	Influenza and pneumonia 30	Suicide 58	Influenza and pneumonia 138	Liver disease 212
8	Diabetes 700	Suicide 731	Liver disease 10		Suicide 18	Parkinson disease 20	Kidney disease 27	Influenza and pneumonia 30	Liver disease 94	Alzheimer disease 205
9	Kidney disease 483	Alzheimer disease 729			Kidney disease 16	Suicide 20	Septicemia 23	Chronic lower respiratory disease 27	Suicide 82	Influenza and pneumonia 201
10	COVID-19 388	Kidney disease 583			Hypertension 15	Alzheimer disease 19	Alzheimer disease 20	Septicemia 27	Diabetes 79	Parkinson disease 176

\*Dark grey cells represent data that has been suppressed due to size restrictions.

## References

Hawai'i Health Data Warehouse. *2023 Race/Ethnicity Documentation*. Published March 2023. Accessed October 23, 2023. <https://hhdw.org/wp-content/uploads/2023/03/Race-Ethnicity-Documentation-2023-3.30.23.pdf>

Hawai'i Health Data Warehouse. *2023 Geography Documentation*. Published March 2023. Accessed October 23, 2023. <https://hhdw.org/wp-content/uploads/2023/03/Geography-Documentation-3.30.23.pdf>

Heron, M. Deaths: Leading causes for 2019. *National Vital Statistics Reports*. 2021. 70(9):1-113. Published July 26, 2021. Accessed August 15, 2023. <https://www.cdc.gov/nchs/data/nvsr/nvsr70/nvsr70-09-508.pdf>