

Leading Causes of Death State of Hawai'i, 2019-2023

Prepared by: Hawai'i Health Data Warehouse, Thompson School of Social Work & Public Health,
University of Hawai'i at Mānoa

August 2025

Suggested citation: Hawai'i State Department of Health, Hawai'i Health Data Warehouse. Leading Causes of Death: State of Hawai'i, 2019-2023. [Figure title and years, if applicable]. Published August 2025. Accessed [insert date]. [insert URL].



Table of Contents

Section 1: Background and Methods	3
Color Key	4
Section 2: Leading Causes of Death – Pie Charts	5
Figure 1: Percent Distribution of the 10 Leading Causes of Death: State of Hawai‘i, 2023 and 2021-2023	5
Figure 2: Percent Distribution of the 10 Leading Causes of Death by County: State of Hawai‘i, 2021-2023	6
Figure 3: Percent Distribution of the 10 Leading Causes of Death by Sex: State of Hawai‘i, 2021-2023	7
Figure 4: Percent Distribution of the 10 Leading Causes of Death by Race/Ethnicity: State of Hawai‘i, 2021-2023	8
Part 1: American Indian/Alaska Native, Black, Chinese, and Filipino	8
Part 2: Japanese, Other Asian, Native Hawaiian, and Other Pacific Islander	9
Part 3: White and Other	10
Figure 5: Percent Distribution of the 10 Leading Causes of Death by Age Group State of Hawai‘i, 2021-2023	11
Part 1: Ages 1-9, 10-24, 25-44, and 45-64	11
Part 2: Ages 65-84 and 85+	12
Section 3: Leading Causes of Death – Matrices	13
Figure 6: Leading Causes of Death in the State of Hawai‘i by Year 2019-2023	13
Figure 7: Leading Causes of Death in the State of Hawai‘i by County, 2021-2023	14
Figure 8: Leading Causes of Death in the State of Hawai‘i by Sex, 2021-2023	15
Figure 9: Leading Causes of Death in the State of Hawai‘i by Age Group, 2021-2023	16
Figure 10: Leading Causes of Death in the State of Hawai‘i by Race/Ethnicity, 2021-2023	17
Part 1: Hawai‘i State, American Indian/Alaska Native, Black, Chinese, Filipino, and Japanese	17
Part 2: Hawai‘i State, Other Asian, Native Hawaiian, Other Pacific Islander, White, and Other	18
References	19

Section 1: Background and Methods

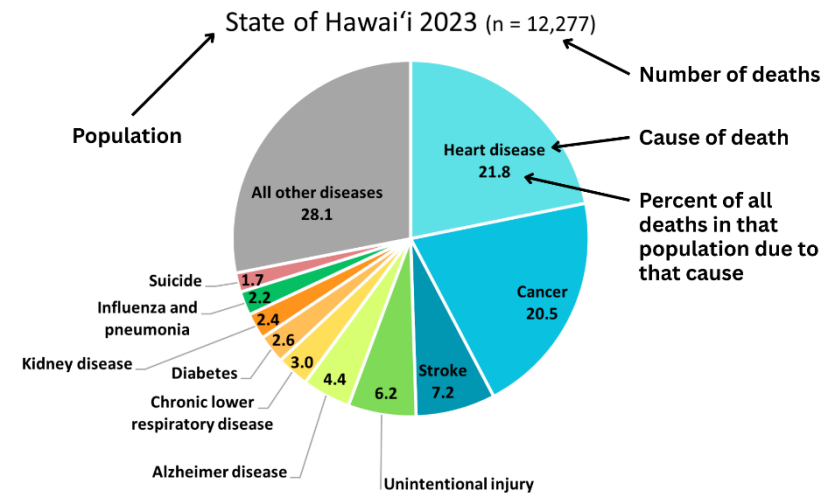
This report displays the leading causes of death for Hawai'i residents. Death record information is from the Hawai'i State Department of Health, Office of Health Status Monitoring and was compiled by the Hawai'i Health Data Warehouse at the University of Hawai'i, Department of Public Health Sciences.

Data for this report are based on information from death certificates. Causes of death are classified by the *International Classification of Diseases, 10th Revision* (ICD-10), and underlying cause of death is assigned by the National Center for Health Statistics (NCHS), National Vital Statistics System (NVSS) at the Centers for Disease Control and Prevention (CDC) according to international standards. The current report follows the methodology used by NVSS for their annual reports, which can be found [here](#). Leading causes of death have been aggregated based on the underlying cause of death. Causes of death are grouped into 114 selected causes of death according to NVSS standards for decedents. These are further grouped into 51 rankable causes of death. Death counts in these 51 groupings were used to generate the leading causes of death in this report. Records that are missing a cause of death were excluded from the analysis. To protect confidentiality, cells with counts between 1 and 9 have been suppressed. When this happens, fewer than 10 leading causes of death will be displayed in the pie chart or matrix.

This report includes leading causes of death among Hawai'i residents for the state by year from 2019-2023 and by county, sex, race/ethnicity, and age for 2021-2023. Causes of death for county, sex, race/ethnicity and age are presented as 3-year aggregates to ensure stability and minimize cell suppression. Residence was determined based on the census tract of the decedent. Detailed information on how residence is mapped to counties can be found [here](#). Race/ethnicity is reported according to the Hawai'i State Department of Health reporting algorithm which includes Hawai'i-specific race/ethnicities. More details on how decedent race/ethnicity was determined can be found [here](#).

This report contains two types of figures: pie charts and matrices. The pie charts include the population, year, the total number of deaths within the population during the time period, and the percent of all deaths due to the top 10 causes of death. The remaining deaths are aggregated into the "All other causes" wedge. In the sample on the right, there were 12,277 deaths in the State of Hawai'i in 2023. Heart disease was the leading cause of death accounting for 21.8% of all deaths followed by cancer (20.5%) and stroke (7.2%). The 10 leading causes of death accounted for 71.9% of all deaths (100% - 28.1% of deaths from all other causes). Causes with the same counts are tied for rank, resulting in some pie charts displaying more than 10 causes.

The matrices display the counts for the 10 leading causes of death by population with the cause of death and count in each box. When two or more causes of death have the same counts, they are tied for rank, the cells are merged, and shown in light grey with the causes listed alphabetically within the cells.



Color Key

The color scheme for causes of death is consistent across the Leading Cause of Death Report series and is as follows:

Pie Chart and Matrix Key			
Color	Cause of death (based on ICD-10)	Short title	ICD-10 codes
	Alzheimer's Disease	Alzheimer disease	G30
	Malignant Neoplasms	Cancer	C00-C97
	Chronic Lower Respiratory Diseases	Chronic lower respiratory disease	J40-J47
	COVID-19	COVID-19	U071
	Diabetes Mellitus	Diabetes	E10-E14
	Diseases of the Heart	Heart disease	I00-I09,I11,I13,I20-I51
	Assault (Homicide)	Homicide	*U01-*U02,X85-Y09,Y87.1
	Essential Hypertension and Hypertensive Renal Disease	Hypertension	I10,I12,I15
	Influenza and Pneumonia	Influenza and pneumonia	J09-J18
	Nephritis, Nephrotic Syndrome, and Nephrosis	Kidney disease	N00-N07,N17-N19,N25-N27
	Chronic Liver Disease and Cirrhosis	Liver disease	K70,K73-K74
	Parkinson's Disease	Parkinson disease	G20-G21
	Pneumonitis due to solids and liquids	Pneumonitis	J69
	Pregnancy, Childbirth and the Puerperium	Pregnancy, childbirth and puerperium	O00-099
	Septicemia	Septicemia	A40-A41
	Cerebrovascular Diseases	Stroke	I60-I69
	Intentional Self-Harm (Suicide)	Suicide	*U03,X60-X84,Y87.0
	Accidents (Unintentional Injuries)	Unintentional injury	V01-X59,Y85-Y86
	All Other Causes (sum of the other causes)	All other causes	Varies -- sum of all other deaths
	Used to denote ranks that are tied. <i>Causes of death are listed alphabetically in the event of a tie.</i>		

Section 2: Leading Causes of Death – Pie Charts

Figure 1: Percent Distribution of the 10 Leading Causes of Death: State of Hawai‘i, 2023 and 2021-2023

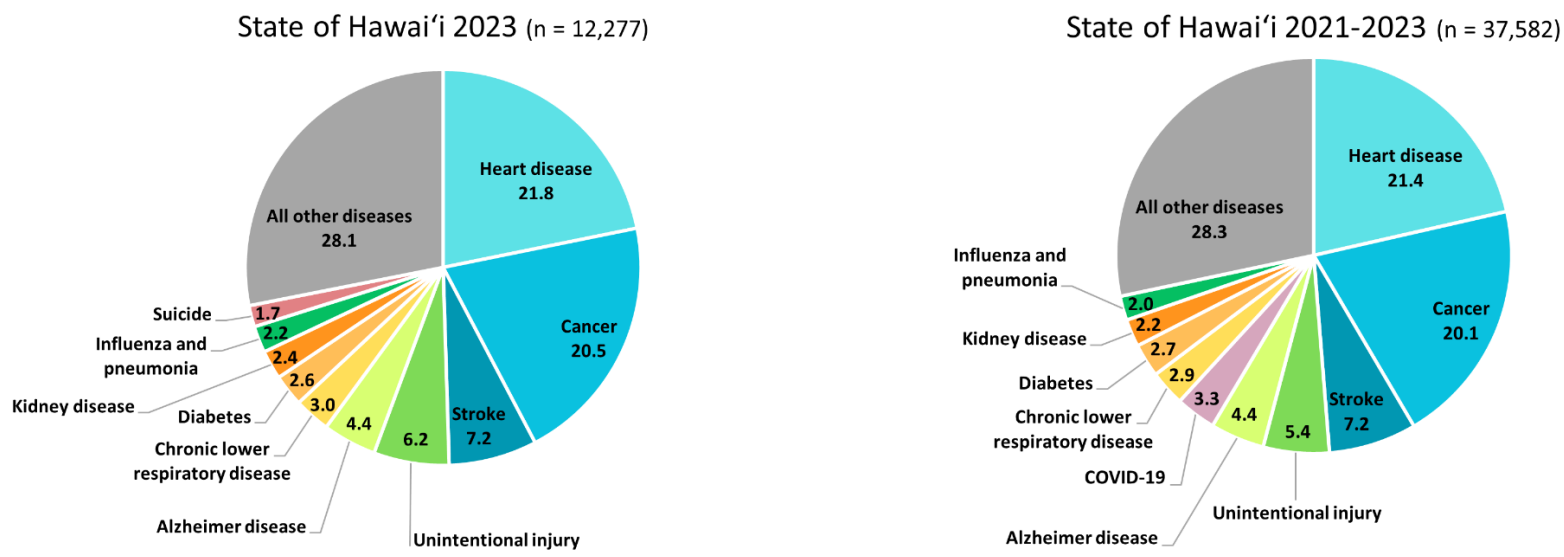


Figure 2: Percent Distribution of the 10 Leading Causes of Death by County: State of Hawai'i, 2021-2023

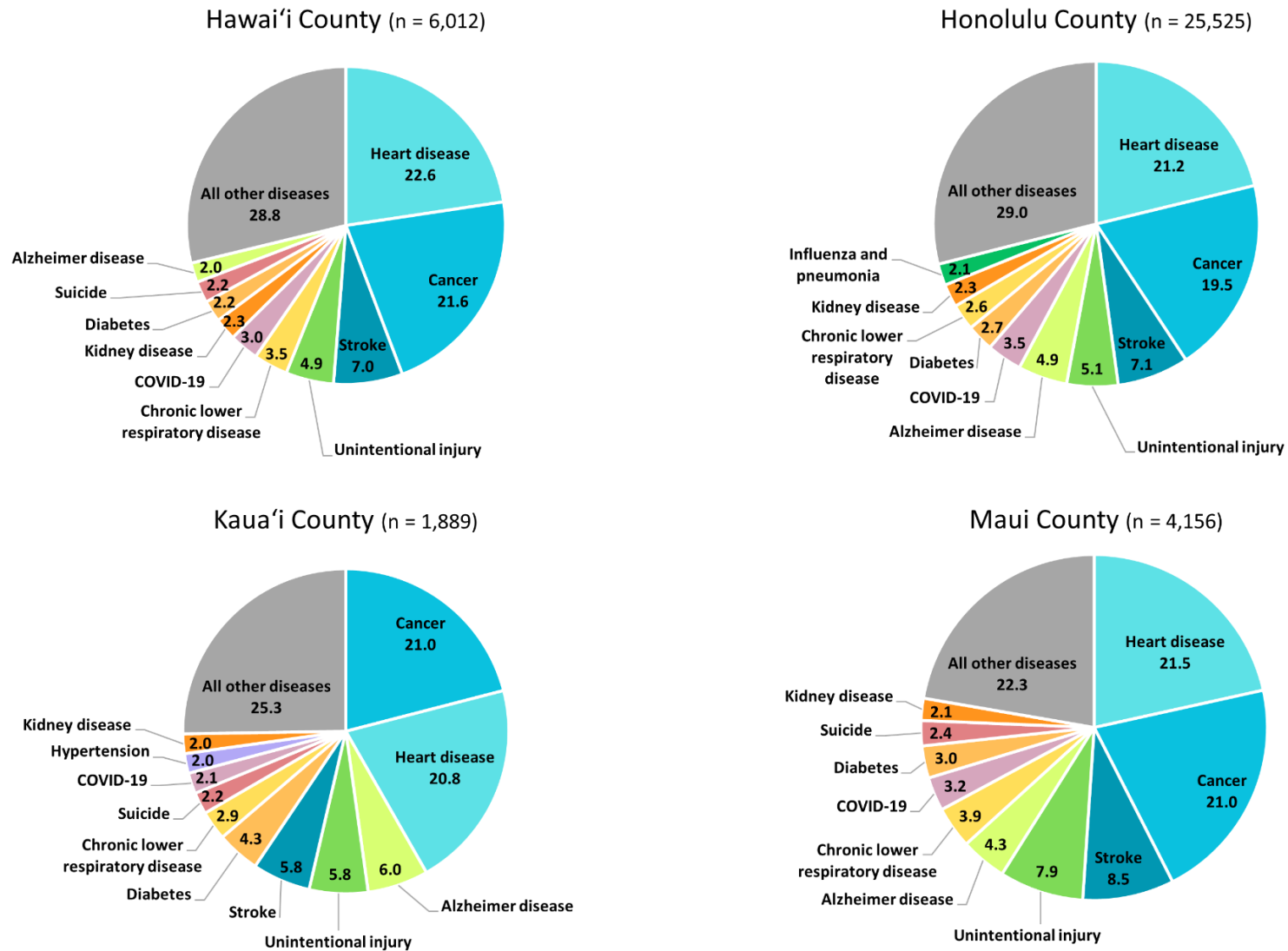


Figure 3: Percent Distribution of the 10 Leading Causes of Death by Sex: State of Hawai‘i, 2021-2023

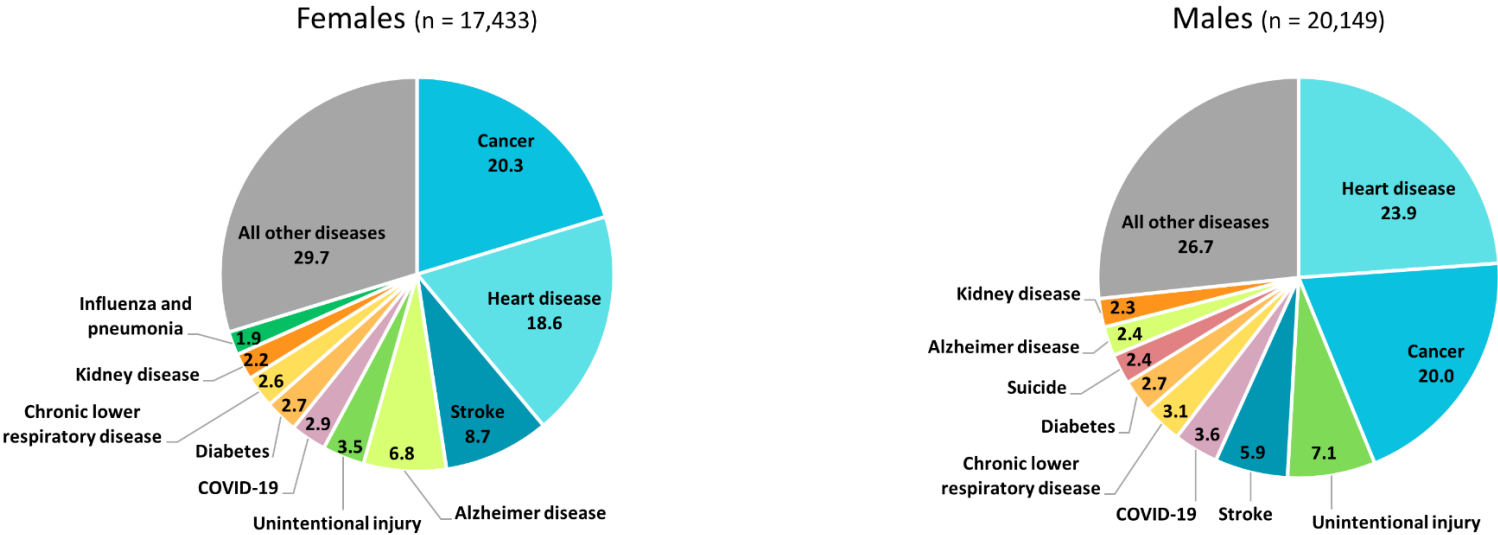
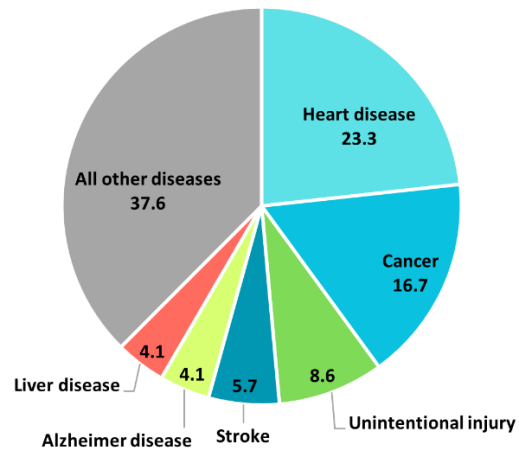


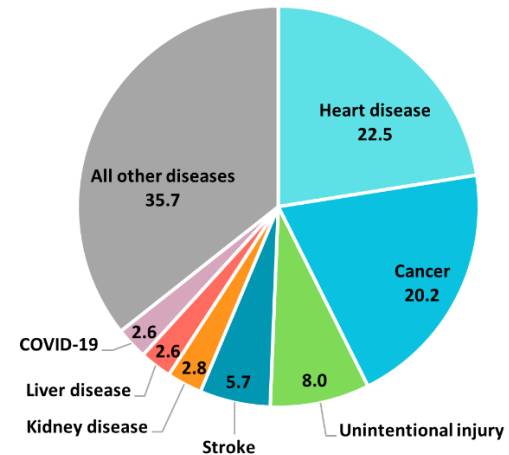
Figure 4: Percent Distribution of the 10 Leading Causes of Death by Race/Ethnicity: State of Hawai'i, 2021-2023

Part 1: American Indian/Alaska Native, Black, Chinese, and Filipino

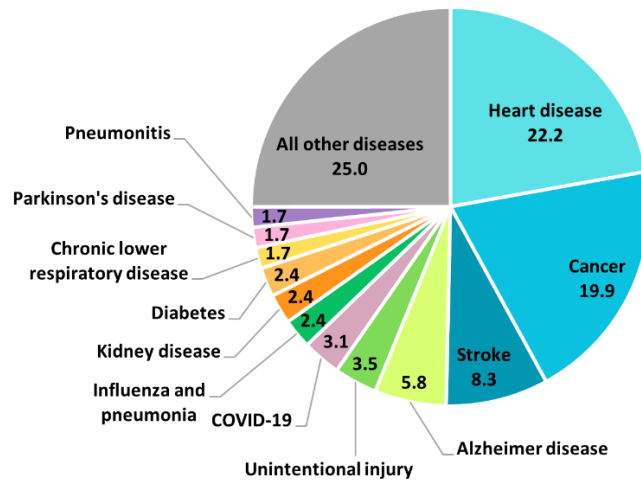
American Indian/Alaska Native (n = 245)



Black (n = 387)



Chinese (n = 2,115)



Filipino (n = 5,532)

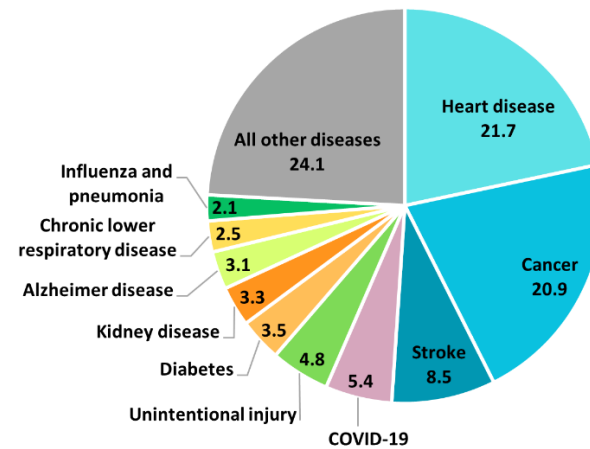


Figure 4: Percent Distribution of the 10 Leading Causes of Death by Race/Ethnicity: State of Hawai'i, 2021-2023

Part 2: Japanese, Other Asian, Native Hawaiian, and Other Pacific Islander

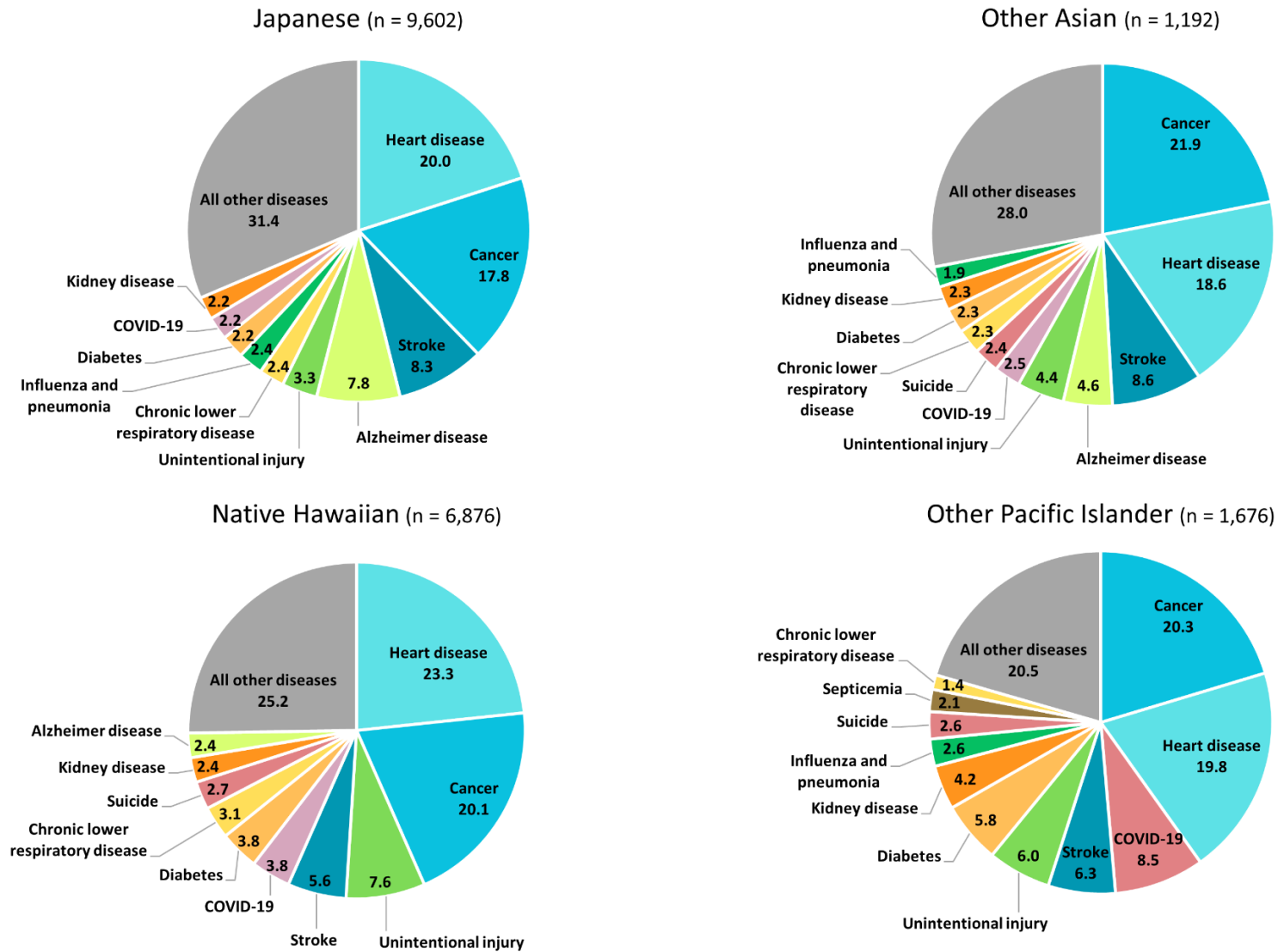


Figure 4: Percent Distribution of the 10 Leading Causes of Death by Race/Ethnicity: State of Hawai'i, 2021-2023

Part 3: White and Other

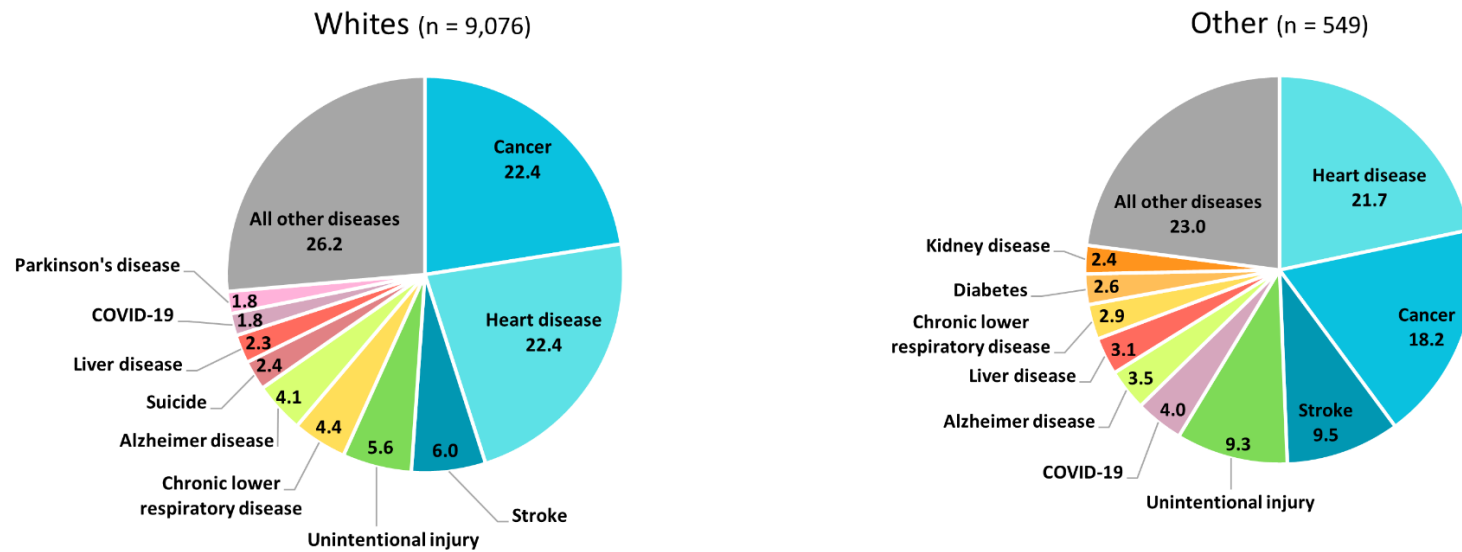


Figure 5: Percent Distribution of the 10 Leading Causes of Death by Age Group State of Hawai'i, 2021-2023

Part 1: Ages 1-9, 10-24, 25-44, and 45-64

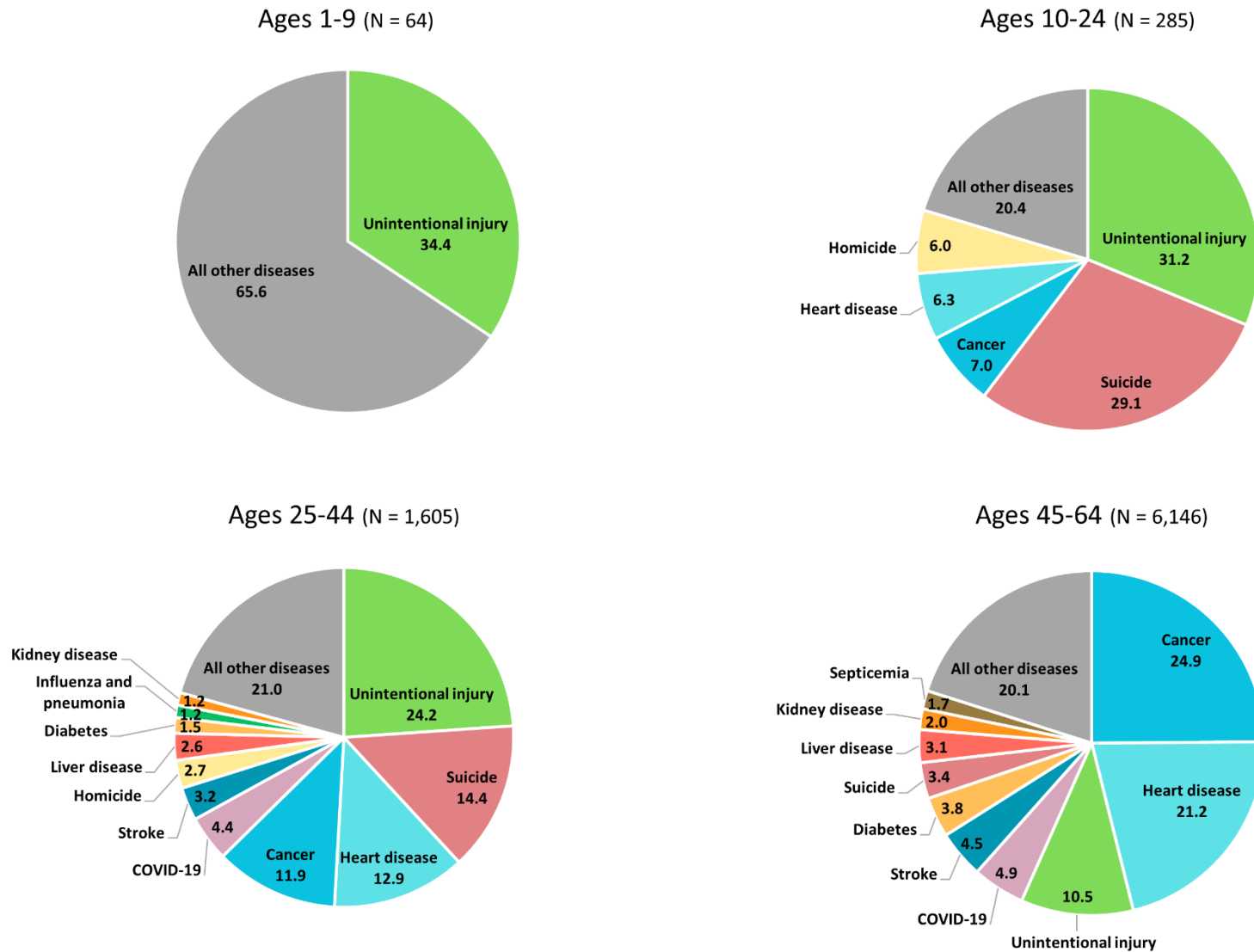
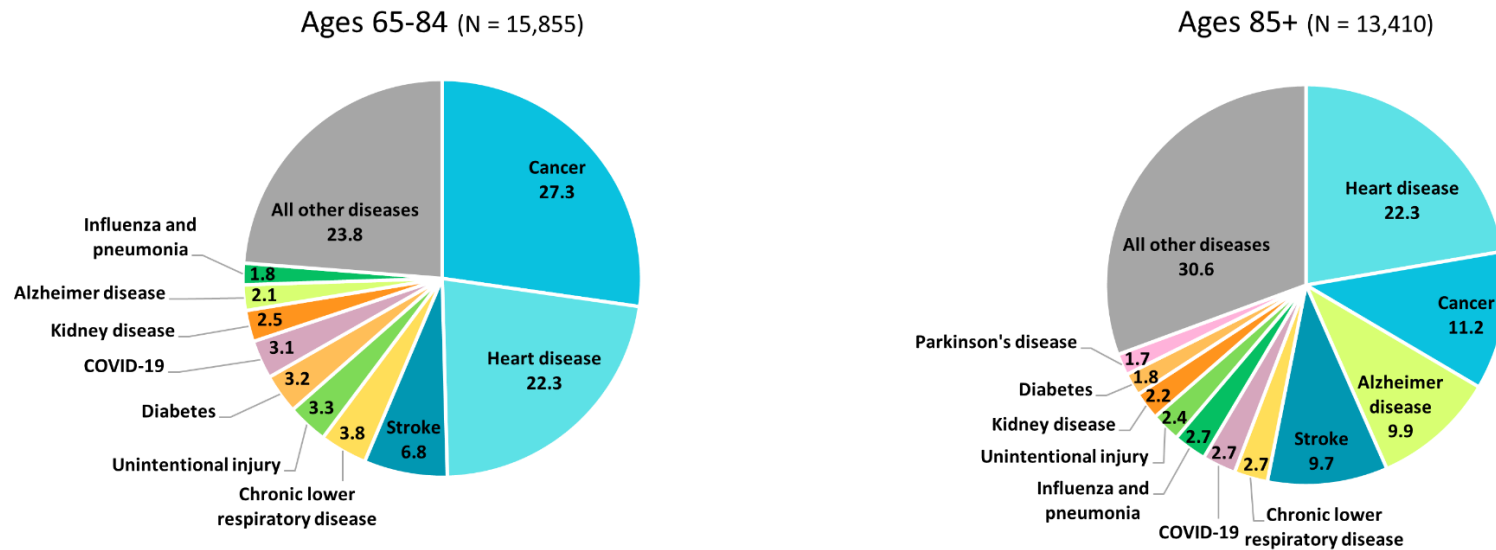


Figure 5: Percent Distribution of the 10 Leading Causes of Death by Age Group State of Hawai'i, 2021-2023

Part 2: Ages 65-84 and 85+



Section 3: Leading Causes of Death – Matrices

Figure 6: Leading Causes of Death in the State of Hawai‘i by Year 2019-2023

Rank	2019	2020	2021	2022	2023
1	Heart disease 2,441	Heart disease 2,558	Heart disease 2,602	Heart disease 2,775	Heart disease 2,679
2	Cancer 2,427	Cancer 2,439	Cancer 2,501	Cancer 2,540	Cancer 2,514
3	Stroke 789	Stroke 814	Stroke 929	Stroke 885	Stroke 885
4	Unintentional injury 620	Unintentional injury 627	COVID-19 650	Unintentional injury 645	Unintentional injury 757
5	Alzheimer disease 465	Alzheimer disease 557	Unintentional injury 621	Alzheimer disease 570	Alzheimer disease 539
6	Influenza and pneumonia 363	Chronic lower respiratory disease 365	Alzheimer disease 553	COVID-19 427	Chronic lower respiratory disease 363
7	Chronic lower respiratory disease 356	Diabetes 333	Chronic lower respiratory disease 378	Diabetes 357	Diabetes 319
8	Diabetes 298	COVID-19 319	Diabetes 347	Chronic lower respiratory disease 349	Kidney disease 290
9	Kidney disease 215 Suicide 215	Influenza and pneumonia 232	Kidney disease 259	Kidney disease 295	Influenza and pneumonia 267
10	Parkinson disease 174	Kidney disease 208	Influenza and pneumonia 206	Influenza and pneumonia 269	Suicide 214

Report Source: The Hawai‘i Health Data Warehouse

Data Source: Hawai‘i State Department of Health, Office of Health Status Monitoring

Figure 7: Leading Causes of Death in the State of Hawai'i by County, 2021-2023

Rank	Hawai'i State	Hawai'i County	Honolulu County	Kaua'i County	Maui County
1	Heart disease 8,057	Heart disease 1,360	Heart disease 5,409	Cancer 396	Heart disease 895
2	Cancer 7,555	Cancer 1,300	Cancer 4,987	Heart disease 393	Cancer 872
3	Stroke 2,699	Stroke 421	Stroke 1,814	Alzheimer disease 114	Stroke 355
4	Unintentional injury 2,027	Unintentional injury 292	Unintentional injury 1,298	Unintentional injury 110	Unintentional injury 327
5	Alzheimer disease 1,662	Chronic lower respiratory disease 209	Alzheimer disease 1,249	Stroke 109	Alzheimer disease 179
6	COVID-19 1,240	COVID-19 179	COVID-19 891	Diabetes 81	Chronic lower respiratory disease 162
7	Chronic lower respiratory diseases 1,090	Kidney disease 136	Diabetes 685	Chronic lower respiratory disease 55	COVID-19 131
8	Diabetes 1,023	Diabetes 132	Chronic lower respiratory disease 664	Suicide 41	Diabetes 125
9	Kidney disease 844	Suicide 131	Kidney disease 585	COVID-19 39	Suicide 98
10	Influenza and pneumonia 743	Alzheimer disease 120	Influenza and pneumonia 547	Hypertension 37 Kidney disease 37	Kidney disease 86

Report Source: The Hawai'i Health Data Warehouse

Data Source: Hawai'i State Department of Health, Office of Health Status Monitoring

Figure 8: Leading Causes of Death in the State of Hawai'i by Sex, 2021-2023

Rank	Hawai'i State	Female	Male
1	Heart disease 8,057	Cancer 3,535	Heart disease 4,808
2	Cancer 7,555	Heart disease 3,249	Cancer 4,020
3	Stroke 2,699	Stroke 1,515	Unintentional injury 1,425
4	Unintentional injury 2,027	Alzheimer disease 1,184	Stroke 1,184
5	Alzheimer disease 1,662	Unintentional injury 602	COVID-19 728
6	COVID-19 1,240	COVID-19 512	Chronic lower respiratory disease 631
7	Chronic lower respiratory diseases 1,090	Diabetes 475	Diabetes 548
8	Diabetes 1,023	Chronic lower respiratory disease 459	Suicide 488
9	Kidney disease 844	Kidney disease 380	Alzheimer disease 478
10	Influenza and pneumonia 743	Influenza and pneumonia 338	Kidney disease 464

Report Source: The Hawai'i Health Data Warehouse

Data Source: Hawai'i State Department of Health, Office of Health Status Monitoring

Figure 9: Leading Causes of Death in the State of Hawai'i by Age Group, 2021-2023

Rank	Hawai'i State	1-9 Years	10-24 Years	25-44 Years	45-64 Years	65-84 Years	85+ Years
1	Heart disease 8,057	Unintentional injury 22	Unintentional injury 89	Unintentional injury 412	Cancer 1,529	Cancer 4,323	Heart disease 2,989
2	Cancer 7,555		Suicide 83	Suicide 235	Heart disease 1,306	Heart disease 3,539	Cancer 1,502
3	Stroke 2,699		Cancer 20	Heart disease 198	Unintentional injury 647	Stroke 1,075	Alzheimer disease 1,330
4	Unintentional injury 2,027		Heart disease 18	Cancer 177	COVID-19 302	Chronic lower respiratory disease 610	Stroke 1,300
5	Alzheimer disease 1,662		Homicide 17	COVID-19 70	Stroke 274	Unintentional injury 523	Chronic lower respiratory disease 363 COVID-19 363
6	COVID-19 1,240			Stroke 46	Diabetes 232	Diabetes 510	Influenza and pneumonia 361
7	Chronic lower respiratory diseases 1,090			Homicide 45	Suicide 208	COVID-19 496	Unintentional injury 318
8	Diabetes 1,023			Liver disease 40	Chronic lower respiratory disease 189	Kidney disease 404	Kidney disease 299
9	Kidney disease 844			Diabetes 35	Kidney disease 120	Alzheimer disease 329	Diabetes 245
10	Influenza and pneumonia 743			Influenza and pneumonia 18 Kidney disease 18	Septicemia 105	Influenza and pneumonia 278	Parkinson disease 232

Figure 10: Leading Causes of Death in the State of Hawai'i by Race/Ethnicity, 2021-2023

Part 1: Hawai'i State, American Indian/Alaska Native, Black, Chinese, Filipino, and Japanese

Rank	Hawai'i State	American Indian/ Alaska Native	Black	Chinese	Filipino	Japanese
1	Heart disease 8,057	Heart disease 57	Heart disease 87	Heart disease 469	Heart disease 1,199	Heart disease 1,921
2	Cancer 7,555	Cancer 41	Cancer 78	Cancer 420	Cancer 1,157	Cancer 1,706
3	Stroke 2,699	Unintentional injury 21	Unintentional injury 31	Stroke 176	Stroke 469	Stroke 800
4	Unintentional injury 2,027	Stroke 14	Stroke 22	Alzheimer disease 123	COVID-19 301	Alzheimer disease 752
5	Alzheimer disease 1,662	Alzheimer disease 10 Liver disease 10	Kidney disease 11	Unintentional injury 74	Unintentional injury 267	Unintentional injury 321
6	COVID-19 1,240		COVID-19 10 Liver disease 10	COVID-19 66	Diabetes 194	Chronic lower respiratory disease 229
7	Chronic lower respiratory diseases 1,090			Influenza and pneumonia 51 Kidney disease 51	Kidney disease 181	Influenza and pneumonia 227
8	Diabetes 1,023			Diabetes 50	Alzheimer disease 172	Diabetes 214
9	Kidney disease 844			Chronic lower respiratory disease 36	Chronic lower respiratory disease 140	COVID-19 209
10	Influenza and pneumonia 743			Parkinson disease 35 Pneumonitis 35	Influenza and pneumonia 117	Kidney disease 207

Report Source: The Hawai'i Health Data Warehouse

Data Source: Hawai'i State Department of Health, Office of Health Status Monitoring

Figure 10: Leading Causes of Death in the State of Hawai'i by Race/Ethnicity, 2021-2023

Part 2: Hawai'i State, Other Asian, Native Hawaiian, Other Pacific Islander, White, and Other

Rank	Hawai'i State	Other Asian	Native Hawaiian	Other Pacific Islander	White	Other
1	Heart disease 8,057	Cancer 261	Heart disease 1,604	Cancer 341	Cancer 2,032	Heart disease 119
2	Cancer 7,555	Heart disease 222	Cancer 1,381	Heart disease 332	Heart disease 1,938	Cancer 100
3	Stroke 2,699	Stroke 102	Unintentional injury 522	COVID-19 142	Stroke 557	Stroke 52
4	Unintentional injury 2,027	Alzheimer disease 55	Stroke 387	Stroke 106	Unintentional injury 552	Unintentional injury 51
5	Alzheimer disease 1,662	Unintentional injury 53	COVID-19 262	Unintentional injury 100	Chronic lower respiratory disease 373	COVID-19 22
6	COVID-19 1,240	COVID-19 30	Diabetes 259	Diabetes 97	Alzheimer disease 345	Alzheimer disease 19
7	Chronic lower respiratory diseases 1,090	Suicide 29	Chronic lower respiratory disease 215	Kidney disease 70	Suicide 220	Liver disease 17
8	Diabetes 1,023	Chronic lower respiratory disease 28 Diabetes 28	Suicide 185	Influenza and pneumonia 43 Suicide 43	Liver disease 183	Chronic lower respiratory disease 16
9	Kidney disease 844	Kidney disease 27	Kidney disease 163	Septicemia 35	COVID-19 182	Diabetes 14
10	Influenza and pneumonia 743	Influenza and pneumonia 23	Alzheimer disease 162	Chronic lower respiratory disease 23	Parkinson disease 168	Kidney disease 13

References

Curtin SC, Tejada-Vera B, Bastian BA. Deaths: Leading causes for 2022. *National Vital Statistics Reports*. 2024;73(10):1-113. Published December 9, 2024. Accessed August 7, 2025. <https://www.cdc.gov/nchs/data/nvsr/nvsr73/NVSR73-10.pdf>

Hawai'i Health Data Warehouse. *2025 Geography Documentation*. Published August 2025. Accessed August 7, 2025. <https://hhdw.org/wp-content/uploads/2025/08/Geography-Documentation-2025-1.pdf>

Hawai'i Health Data Warehouse. *2025 Race/Ethnicity Documentation*. Published August 2025. Accessed August 7, 2025. <https://hhdw.org/wp-content/uploads/2025/08/Race-Ethnicity-Documentation-2025.pdf>